

SHORT OVERVIEW

for owners/investors, architects and designers



Nesting aids FOR BIRDS THAT BREED IN/ON BUILDINGS

This document provides an overview of nesting aids which can be fixed in or on buildings or be integrated in the building wall. Ornithological details have been deliberately omitted. For further information on the individual products, please visit our internet site or request our free overall catalogue with further installation examples.

You are also welcome to contact our team by phone or by email.
Phone +49 (0) 71 81-977 450 · info@schwegler-nature.com

Benefit from our experience of more than 65 years with man-made nesting aids made of wood-concrete. We pay particular attention to practical aspects. Working together with ornithological institutes, European nature conservation associations and authorities, specialists and users, we permanently search for new solutions.

All our products are tested in practice and are expressly recommended by leading specialists and associations.

Outstanding acceptance rates of our roosts due to a high degree of technical expertise, spare parts supply even after decades and special developments for particular requirements are guarantors for sustainable and secure investment when opting for our products.

Our products are officially recognised and are recommended by the following institutions and organisations:



A Swift Nesting aids

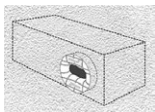
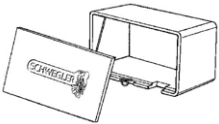


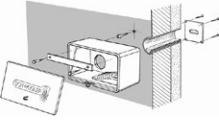
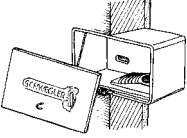
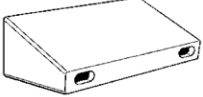
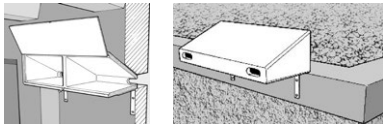

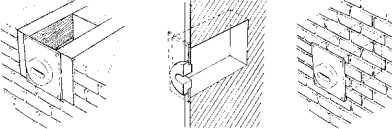



Basically: The entrance for the Swifts should be at least five metres above the floor or other roof parts (e.g. adjacent building). Ensure a clear approach/entry and exit path. This means no obstacles, e.g. due to roof gutters and pipes, ledges, etc. in the approach area of approx. 15 – 60° slanting downwards. Like Swallows, Swifts are very sociable animals and prefer the direct proximity of members of their own species. Therefore, installing several nesting aids to form a colony is a large advantage. If necessary the nesting aids can be adapted to the structure at any time using breathable façade paint.

Name / Type	Figure	Occupants	Installation instructions	Dimensions / Weight	Other notes
Swift Nest Box Type 17 Standard Order No. 00 610/3		Swifts, small Birds	Can be mounted on render using the enclosed flexible hanger or embedded in a wall. 	Dim.: W 34 x H 15 x D 15 cm Weight: approx. 3.1 kg Material: Vegetable fibre-reinforced concrete	Very lightweight box, therefore can be securely and easily installed even on problematic façades. Where possible mount on side of building facing away from the sun.
Swift Nest Box Type 17C (double) Order No. 00 607/3		Swifts, small Birds	Can be mounted on render using the enclosed flexible hanger or embedded in a wall. 	Dim.: W 66 x H 15 x D 15 cm Weight: approx. 5.5 kg Material: Vegetable fibre-reinforced concrete	Relatively lightweight box, with two brood chambers. Fast and easy installation. Where possible mount on side of building facing away from the sun.
Swift Nest Box Type 17A (triple) Order No. 00 613/4		Swifts, small Birds	Can be mounted on render using the enclosed flexible hanger or embedded in a wall. 	Dim.: W 98 x H 15 x D 15 cm Weight: approx. 7.1 kg Material: Vegetable fibre-reinforced concrete	Relatively lightweight box, with three brood chambers. Fast and easy installation. Where possible mount on side of building facing away from the sun.
Swift Nest Box Type 17B (extra deep) Order No. 00 608/0		Swifts, small Birds	Can be mounted on render using the enclosed flexible hanger or embedded in a wall. 	Dim.: W 34 x H 15 x D 21 cm Weight: approx. 4.8 kg Material: Vegetable fibre-reinforced concrete	Very lightweight box, with enlarged brood chamber for particular brood chamber depth requirements. Where possible mount on side of building facing away from the sun.
Swift Nest Box Alternatively without exit hole rose. All products in the type 17 series can be supplied as this special version.		Swifts, small Birds	By omitting the removable rose the box can be installed flush, e.g. in ETICS. Only the entry slot then remains visible on the façade.	See 17 series products. Omission of the approx. 15 mm protruding rose.	Omission of the cleaning option. Where possible mount on side of building facing away from the sun.
Roses for Type 17 series Order No. see right Plastering Ring ETIC Attachment for Type 17 series Order No. 00 865/7		see adjacent column	Replacement Swift Rose Order No. 00 970/8 Entrance 70 x 32 mm (as spare part, this version is included with the ordered boxes). Sparrow Rose 1 Order No. 00 971/5 Double hole, each d = 32 mm Sparrow Rose 2 Order No. 00 972/2 Single hole, d = 35 mm Rock Shelter Rose Order No. 00 973/9 Oval entrance 90 x 65 mm	Material: Roses = wood-concrete plastering ring = aluminium	The type 17 series Swift boxes can be alternatively fitted with roses for other Bird species. Please state when ordering. The Plastering Ring can be placed around the respective Roses for installation flush with the surface. Flush plastering-in is thus possible. 1 Plastering Ring is required for each Rose.



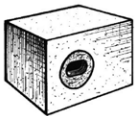
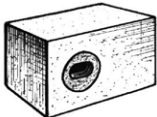
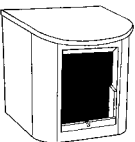
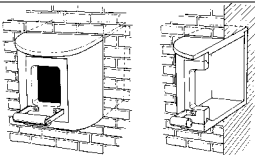
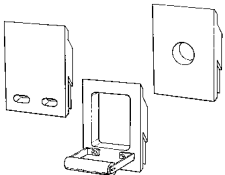

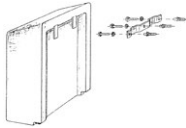
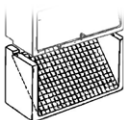
A Swift Nesting aids



Name / Type	Figure	Occupants	Installation instructions	Dimensions / Weight	Other notes
Lightweight Swift Box Type 1A Order No. 00 729/2		Swifts, small Birds	Particularly lightweight, for integration in external thermal insulation composite systems on the outside of buildings. Cannot be opened. Without bracket, for in-wall installation.	Dim.: W 34 x H 13.5 x D 15 cm Weight: approx. 2.7 kg Material: Wood-concrete	Especially developed for external thermal insulation composite system (ETICS)
Swift Nest Box Type 16 Order No. 00 612/7		Swifts, small Birds	For embedding in the wall or mounting on render. Max. insertion depth 17 cm so that the entrance remains accessible. For on-render installation order Fixing Bracket 00614/1 too. 	Dim.: W 43 x H 24 x D 22 cm Weight: approx. 11 kg Material: Wood-concrete	Visually attractive box, is often installed in the façade insulation as the stable panel has good insulating properties. Recommended for very sunny locations. Nest mould can be optionally inserted.
Swift Nest Box Type 16S with Starling barrier Order No. 00 609/7		Swifts (Starlings are hindered at the entrance)	Stable nest box for embedding in a wall or mounting on render. Maximum insertion depth 22 cm so that the entrance remains accessible. Recommended for very sunny locations.	Dim.: W 43 x H 24 x D 22 cm Weight: approx. 11.2 kg Material: Wood-concrete	Visually attractive box, is often installed in the façade insulation as the stable panel has good insulating properties. Nest mould can be optionally inserted.
Swift Observation Box Type 14 installation inside the building (entrance outside) Order No. 00 592/2		Swifts, small Birds	Observation option from inside the building. The box is screwed onto the inside wall of the building. Access from the outside through a tube (core hole drill DN100). Max. wall thickness/tube up to 35 cm	Dim.: W 43 x H 24 x D 22 cm Weight: approx. 15.7 kg Material: Wood-concrete	Supplied with nest mould, tube up to 35 cm, mounting bracket and cover panel 20 x 20 x 0.6 cm with entrance slot.
Swift Observation Box Type 15 installation in masonry Order No. 00 595/3		Swifts, small Birds	Observation option from inside the building. The box is installed in the wall. Entrance slot = external wall. Is preferably used in unheated rooms (roof, plant room, etc.) where cold bridges are negligible.	Dim.: W 43 x H 24 x D 22 cm Weight: approx. 13.6 kg Material: Wood-concrete	Supplied with Nest Mould.
Wedge-Shaped Swift Box (Knee-Wall Box) Order No. 00 604/2		Swifts, possibly small Birds		Dim.: W 68 x H 20 x D 30 cm Weight: approx. 14 kg Material: Wood-concrete	Especially developed for the knee-wall area of "prefab panelised buildings". However, can also be freely mounted on the parapet wall. Nest mould can be optionally inserted.
Swift Cavity Panel Order No. 00 618/9		Swifts, possibly small Birds		Dim.: W 20 x H 20 x D 3 cm Platte: D 0.6 cm Weight: approx. 0.6 kg Material: Wood-concrete	With removable exit hole insert for cleaning and inspection.
Swift Nest Mould Order No. 00 619/6		suitable for Swift Boxes 16, 16S, 14, 15, 1MF, Wedge-Shaped Box	The Nest Mould is inserted in the suitable Swift Boxes as the nest base, as the Swift does not build its own nest	Dim.: W 13.5 x H 3.5 x D 20 cm Weight: approx. 0.5 kg Material: Wood-concrete	Can be ordered as an option, suitable for boxes: see "Occupants" column. Not suitable for type 17 series.

A Swift Nesting aids



Name / Type	Figure	Occupants	Installation instructions	Dimensions / Weight	Other notes
Swift Nest Box Type 18 Order No. 00 611/0		Swifts, small Birds	Must be mounted under eaves/roof protrusions to protect the nest from rain/the weather. 	Dim.: W 50 x H 19 x D 22 cm Weight: approx. 4.5 kg Material: Wood-concrete + wood angle board	Good visual match with the Swift Nest No. 9A. Nest dish can be pulled out for inspection and cleaning.
Swift Brick Box Type 25 Order No. 00 720/9		Swifts, small Birds	The dimensions correspond to those of standard masonry bricks/blocks. The nest box can end flush with the façade, be rendered over or faced with clinker. Only the exit hole insert remains visible.	Dim.: W 26.5 x H 18 x D 22 cm Weight: approx. 8.8 kg Material: Wood-concrete	Removable exit hole insert for cleaning and inspection. Can also be securely bonded with silicone and plastered over if necessary. However, it can then no longer be opened.
Swift Brick Box Type 25A Less depth than Type 25 Order No. 00 721/6		Swifts, small Birds	Due to the smaller depth and weight is very good for use in finished buildings and thermal insulation. Can then be plastered over flush with the façade.	Dim.: W 32 x H 18 x D 15 cm Weight: approx. 4.5 kg Material: Wood-concrete	Good ratio of brood chamber depth to total size. Removable exit hole insert for inspection and cleaning. This can also be securely bonded with silicone if necessary.
Built-In Multi-System Main Cavity Type Order No. 00 290/7		Diverse, depending on the front panel used	For embedding in building walls. 	Dim.: W 44.5 x H 41.5 x D 41.5 cm Weight: approx. 28 kg Material: Wood-concrete	Cavity is supplied without front panel! Order suitable front panel separately, depending on the Bird species.
Front Panels for Main Cavity Multiple system Swift Type Order No. 00 297/6 Falcon Type Order No. 00 295/2 Jackdaw Type Order No. 00 296/9		depending on front panel	Front Panel, Swift is supplied incl. partition, so that two separate roosts are created. Installation: Minimum height approx. 5 m. Front Panel, Falcon + Jackdaw Installation: at least 6 – 8 m high. All front panels are inserted easily without tools.	Dim.: W 24 x H 31.5 x D 5.5 cm Weight: approx. 2 – 4 kg Material: Wood-concrete	Order in addition to the basic unit, depending on Bird species.
Swift + Bat Box 1MF Order No. 00 615/8		Swifts, possibly small Birds, Bats	Is mounted on the wall using the bracket supplied. Can also be alternatively embedded in the wall; however, then the Main Cavity is also required. 	Dim.: W 43 x H 46 x D 22.5 cm Weight: approx. 24 kg Material: Wood-concrete	Contains 2 brood chambers for Swifts plus a roost for Bats in the rear part (rear). Bracket is supplied. The roost is usually maintenance-free.
Main Cavity for 1MF Box Order No. 00 616/5		see 1MF	Optionally available, if the 1MF Box is to be integrated in the masonry/façade. Enables Bats to access the roost at the rear.	Total dimensions: 1MF + Main Cavity W 43 x H 70 x D 22.5 cm Weight: Main cavity approx. 13.5 kg Material: Wood-concrete	With removable exit hole insert for cleaning and inspection.

B Bat Boxes




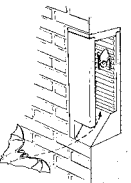

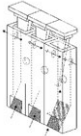




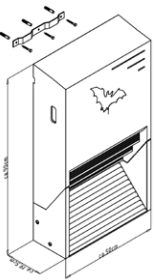



In general: The entrance should be at least four metres above the ground or other roof parts (e.g. adjacent buildings). Ensure clear approach and exit, as Bats generally approach horizontally. The aspect can usually be freely selected, south sides of buildings are also no problem with regard to sun radiation due to the material used. The Nest Boxes can be adapted to be structure if necessary by painting them with breathable façade paint.

Name / Type	Figure	Occupants	Installation instructions	Dimensions / Weight	Other notes
Bat Summer Roost 1FQ Order No. 00 760/5		Bats	Is screwed onto render on the façade. Screw material for concrete walls enclosed. No cleaning or inspection necessary.	Dim.: W 35 x H 60 x D 9 cm Weight: approx. 15.8 kg Material: Wood-concrete	Contains various hanging/clinging zones with different brightness, temperature, grip, retreat angle and crevice depth.
Bat All-Year Roost 1WQ Order No. 00 765/0		Bats	Is screwed onto render on the façade. Screw material for concrete walls enclosed. No cleaning or inspection necessary.	Dim.: W 38 x H 58 x D 12 cm Weight: approx. 22 kg Material: Wood-concrete	Contains various hanging/clinging zones with different brightness, temperature, grip, retreat angle and crevice depth. The special insulation enables safe overwintering.
Bat All-Year Roost 1WI Order No. 00 766/7 Bat All-Year Roost 2WI Order No. 00 776/6 Optional Rear Panel Order No. 00 778/0		Bats	Is set flush in the external façade or insulation. Only the entrance funnel remains visible. Product includes mesh rear panel, an optional closed rear panel can be attached, Order No. 00 778/0.	Dim.: W 34.5 x H 54.5 x D 9.5 cm Weight: approx. 15 kg Material: Wood-concrete 2WI with constricted entry especially for weather-exposed layers. Otherwise Models 1WI and 2WI are the same.	Brick Box with special insulation for safe overwintering option. Self-cleaning, does not require any inspection or cleaning. If installed on sides of the building exposed to heavy rain, we recommend use of the optional rear panel (Order No. 778/0).
Bat Built-In Roost 3FE Order No. 00 790/2 Rear Panel 3FE Order No. 00 791/9 Entry Attachment 3FE Order No. 00 792/6		Bats	Is installed flush with the external façade or insulation. Various installation options: With or without optional rear panel (rear panel specially insulation, no further insulation necessary). If the entry attachment is used, embedded installation and rendering flush with the surface is possible.	Main Cavity dim.: W 25 x H 40 x D 5 cm Rear panel dim.: W 25 x H 40 x D 10 cm Entry attachment: W 25 x H 7.7 x D 3 cm Material: Wood-concrete	Various installation options: If insulated on the front can also be used as a winter roost.
Bat Access Panel 1FE without rear panel Order No. 00 747/6		Bats	Is installed in the insulation or masonry. Roosts inside the building can also be reached through the open rear.	Dim.: W 30 x H 30 x D 8 cm Weight: approx. 5.1 kg Material: Wood-concrete	Due to the small depth and lightweight compact design is ideally suitable for integration in the ETICS. Self-cleaning, no inspection or cleaning necessary.
Rear Panel 1FE Order No. 00 748/3		see 1FE	To obtain a closed roost, close off the 1FE with the optional rear panel and install in the façade or insulation.	Dim.: W 30 x H 30 x D 10 cm Weight: approx. 2.9 kg Material: Wood-concrete	Including wooden clinging panel as popular crevice roost. Very easy and fast installation.

B Bat Boxes



Name / Type	Figure	Occupants	Installation instructions	Dimensions / Weight	Other notes
Summer roost Wall-Mounted Bat Shelter 2FE Order No. 00 737/7		Bats	 Is screwed onto the wall. 2 per sales unit (SU)	Dim.: W 25 x H 30 x D 3 to 5 cm Weight: approx. 2.5 kg Material: Wood-concrete	As retreat space on the façade or in frostproof interior spaces as hideout/winter roost, e.g. in basements, bunkers, galleries, etc.
Summer roost Bat tubes 1FR Order No. 00 750/6		Bats	  For embedding and plaster over, so that only the entry slot is visible in the façade.	Dim.: W 20 x H 47.5 x D 12.5 cm Weight: approx. 9.8 kg Material: Wood-concrete	Including long-term resistant wooden clinging panel in the interior for improved adaptation of different species to climate change and clinging/hanging needs.
Summer roost Bat tubes 2FR Order No. 00 755/1		Bats	 By installing several individual 2FR elements next to each other large rows of roosts with transverse connections are formed.	Dim.: W 20 x H 47.5 x D 12.5 cm Weight: approx. 9 kg Material: Wood-concrete	1 SU = 1 tube, order the required quantity for forming the row. The side and rear predetermined breaking points enable passage/access. Incl. division into crevices.
Summer/All-Year Roost Bat Brick Roost 1GS Order No. 00 770/4		Bats	Possible uses, e.g. in arches, tunnels, etc. suitable as winter roost. As summer roost e.g. under bridges.	Dim.: W 43 x H 20 x D 20 cm plus angle bracket W = + 15 cm Weight: approx. 10 kg Material: Wood-concrete	Special material for damp refuge.
Large summer roost Bat Universal Box 1FTH Order No. 00 767/4 light grey Order No. 00 758/1 black Universal Box 2FTH Order No. 00 772/8 light grey Main Cavity for 1FTH + 2FTH optionally for in-wall installation Order No. 00 769/8	 	Bats	Attachment on render and in buildings. Installation in the forest, e.g. on hunting hides, wooden walls also possible. 2FTH for special structural fire safety regulations (see column on right)   With the optional Main Cavity complete installation in walls is also possible.	Dim.: W 50 x H 70 x D 19.5 cm Weight: approx. 25 kg Material: Wood-concrete Total dimensions with Main Cavity: W 50 x H 90 x D 19.5 cm Main Cavity only: approx. W 50 x H 36 x D 19.5 cm Weight: Main cavity approx. 9 kg	Large roost with temperature controlled hanging areas. Diverse interior geometries, five roost chambers, climatically differentiated. chambers partly interconnected. Due to predetermined break points in the side rows of roosts can be formed. Unlike the 1FTH the 2FTH has clinging panels made of SCHWEGLER lightweight concrete. This enables use in structures with special fire safety regulations, as no wooden parts. Main Cavity only necessary if 1FTH/2FTH is installed in the masonry to provide the Animals with access to the rear roosts. This is not necessary for on-wall installation.

B Bat Boxes



Name / Type	Figure	Occupants	Installation instructions	Dimensions / Weight	Other notes
Summer roost Flat Bat Box 1FF Order No. 00 139/9		Bats	Due to a curved recess at the rear side and four additional contact points, very good hold both on trees and on walls. Only one nail/screw holds the box securely with the hanger.	Dim.: W 27 x H 43 x D 14 cm Weight: approx. 9 kg Material: Wood-concrete	Excellent universal box, maintenance free, for a very wide area of use.
Summer roost Flat Bat Box 3FF <u>without</u> inspection hatch Order No. 00 239/6		Bats	Due to a curved recess on the rear and four additional contact points, very good hold both on trees and on walls. Only one nail/screw holds the box securely with the hanger.	Dim.: W 27 x H 43 x D 20 cm Weight: approx. 9.5 kg Material: Wood-concrete	Designed on the basis of the tried and tested 1FF, designed with enlarged interior. Thus suitable for small and large Bat species.
Summer roost Flat Bat Box 3FF <u>with</u> inspection hatch Order No. 00 238/9		Bats	Due to a curved recess at the rear side and four additional contact points, very good hold both on trees and on walls. Only one nail/screw holds the box securely with the hanger.	Dim.: W 27 x H 43 x D 20 cm Weight: approx. 9.6 kg Material: Wood-concrete	Designed on the basis of the tried and tested 1FF, designed with enlarged interior. Thus suitable for small and large Bat species. Side inspection hatch for monitoring purposes for inspection purposes.



The Bat Boxes shown on this page are not products solely for attaching on buildings, **but can also be hung up in trees as well as on buildings.**

C Nesting aids for birds in general



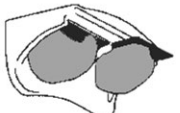

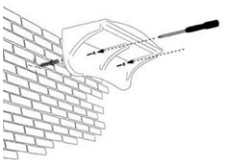

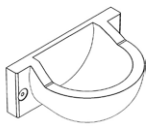

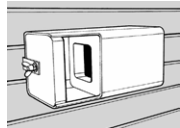
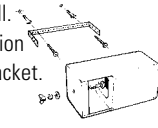


Hanging instructions and height differs for each Bird species, detailed instructions included with the products or in our catalogue. If the nest boxes are hung on buildings in a position protected from the weather the aspect is secondary. If hung without protection from the weather, install so exit hole on side facing away from the weather.

Name / Type	Figure	Occupants	Installation instructions	Dimensions / Weight	Other notes
Bird Home 1MR Order No. 00 154/2 green Order No. 00 155/9 red Order No. 00 156/6 brown		all Tit species Redstarts Pied Flycatchers Sparrows etc.	Installation height approx. 1.5 m to 4 m.	Dim.: approx. W 19 x H 27 x D 23 cm Weight: approx. 5.2 kg Material: Wood-concrete	Installation on buildings, sheds, possibly fence. Front panel removable for cleaning and inspection.
Open-Fronted Next Box 2MR Order No. 00 159/7 red		Black Redstarts Wagtails Spotted Flycatchers Robins	Fixing as for 1MR, with enclosed wall hook. Installation height approx. 2 – 5 m.	Dim.: approx. W 19 x H 27 x D 23 cm Weight: approx. 5.2 kg Material: Wood-concrete	Installation on buildings, sheds, possibly fence. Front panel removable for cleaning and inspection. With lightweight protective device inside against nest robbers. If large numbers of predators better to install 1N or 2HW
Sparrow Terrace 1SP Order No. 00 590/8		Sparrows possibly others see 1MR	Is fixed on the wall using two enclosed hooks or is installed in the masonry, insulation. Installation: Minimum height approx. 2 m.	Dim.: W 43 x H 24.5 x D 20 cm Weight: approx. 15 kg Material: Wood-concrete	With three separate brood chambers as terrace box. Front panel removable for cleaning. On special request front panel also available with one exit hole per compartment.
House Martin Nest 9A Order No. 00 310/2 Droppings Board for 9A Order No. 00 320/1		House Martins	Protected installation under eaves/roof overhangs. If no roof overhang available, No. 11 should be used. As House Martins produce large quantities of droppings it is useful in locations with footpaths, etc. to attach the optional Droppings Board underneath the nest. Installation: Minimum height 2 m.	Dim.: W 46 x H 11 x D 14 cm Weight: approx. 2.7 kg Material: Wood-concrete/wood Complete dimensions with Droppings Board: approx. W 46 x H 44 x D 24 cm	House Martins always breed outside buildings. In unprotected places ensure installation on side facing away from the weather.
House Martin Nest 9B Order No. 00 312/6 Droppings Board for 9B Order No. 00 313/3		House Martins	Protected installation under eaves/roof overhangs. If no roof overhang available, No. 11 should be used. As House Martins produce large quantities of droppings it is useful in locations with footpaths, etc., to attach the optional Droppings Board underneath the nest. Installation: Minimum height 2 m.	Dim.: W 46 x H 11 x D 15.5 cm Weight: approx. 2.6 kg Material: Wood-concrete/wood Complete dimensions with Droppings: approx. W 46 x H 44 x D 24 cm	House Martins always breed outside buildings. In unprotected places ensure installation on side facing away from the weather.

C Nesting aids for birds in general



Name / Type	Figure	Occupants	Installation instructions	Dimensions / Weight	Other notes
Single Nest for House Martins No. 13 Order No. 00 315/7		House Martin	Nest mould on plastic mounting panel. Is installed with two stainless steel rails at the top. Installation: Minimum height 2 m.	Dim.: W 25 x H 9 x D 14 cm Weight: approx. 0.9 kg Material: Wood-concrete / plastic	Optionally available, additional flat connector for forming a row of boxes. Nest is preferably installed in House Martin towers.
Semi-Finished House Martin Nest No. 13B Order No. 00 318/8		House Martin	Nest mould on plastic mounting panel. Is installed with two stainless steel rails at the top. Combinable with No. 13. Installation: Minimum height 2 m.	Dim.: W 25 x H 9 x D 14 cm Weight: approx. 0.8 kg Material: Wood-concrete / plastic	In areas with loam or clay puddles, loam or clay soil, this nest can be installed in alternation, e.g. with No. 13. Encourages Swallows/House Martins to build nests.
House Martins Façade Nest No. 11 Order No. 00 340/9 Droppings Board for No. 11 Order No. 00 345/4	 	House Martin	 Is screwed onto the wall at the rear using two screws. Weatherproof, therefore suitable, e.g., for cuboid buildings without roof overhang. Optional droppings board also weatherproof. Installation: Minimum height 2 m.	Dim.: W 43 x H 17.5 x D 17.5 cm Weight: approx. 6.3 kg Material: Wood-concrete Droppings Board: Dim.: W 43 x H 30 x D 27 cm Weight: approx. 7.5 kg Material: Wood-concrete	Also suitable on balconies, flat roofs, buildings without roof overhang. Completely made of wood-concrete.
Barn Swallow Nest No. 10 Order No. 00 330/0		Barn Swallow	Do not install directly next to each other but approx. 1 m apart. Distance from ceiling at least 6 cm. Installation: Minimum height approx. 2 m.	Dim.: W 25 x H 11 x D 14 cm Weight: approx. 0.9 kg Material: Wood-concrete / wood	Barn swallows nest inside buildings e.g. stables. Ensure approach/entry openings, e.g. windows. Wood-concrete dish on wooden board
Barn Swallow Nest No. 10B Order No. 00 331/7		Barn Swallow	Do not install directly next to each other but approx. 1 m apart. Distance from ceiling at least 6 cm. Installation: Minimum height approx. 2 m.	Dim.: W 20 x H 10 x D 14 cm Weight: approx. 1.1 kg Material: Wood-concrete	Barn swallows nest inside buildings e.g. stables. Ensure approach/entry openings, e.g. windows. Ditto. Nr. 10, however completely made of wood-concrete.
Dipper Box No. 19 Order No. 00 620/2		Dippers Wagtails	Due to moveable fixing bracket can be easily installed higher or at the rear. Installation in bridge areas. Install at least 0.5 m above the high water line of the body of water.	Dim.: W 19 x H 19 x D 37 cm Weight: approx. 4.7 kg Material: Vegetable fibre-reinforced concrete	Install under bridges, on steep walls, etc. in direct proximity of natural flowing watercourses.
Brick Box 1HE Order No. 00 632/5 <u>with</u> Hanger Order No. 00 631/8 <u>without</u> Hanger		Black Redstarts Wagtails Spotted Flycatchers etc.	For embedding or installing on-wall. Installation: For on-wall installation Order Order No. with mounting bracket. 	Dim.: W 28 x H 15 x D 15 cm Weight: approx. 2.7 kg Material: Vegetable fibre-reinforced concrete and wood-concrete	Due to the set back entrance this box is safe from Magpies and Jays.

C Nesting aids for birds in general



Name / Type	Figure	Occupants	Installation instructions	Dimensions / Weight	Other notes
Kestrel Box No. 28 Order No. 00 251/8		Kestrel	Installation on individual trees, quiet edges of forests, barns, electricity masts, silos, large structures, chimneys, industrial buildings, churches, etc. Installation: Minimum height 6 – 8 m	Dim.: W 33 x H 36 x D 45 cm Weight: approx. 13 kg Material: Wood-concrete	Recommendation: Lay moist bedding made of coarse sawing/planing chips and washed sand.
Kestrel Box 2TF Order No. 00 255/6		Kestrel	Is screwed onto the render of building walls at the rear using metal bracket. Installation: Minimum height 6 – 8 m	Dim.: W 50 x H 37 x D 46 cm Weight: approx. 17 kg Material: Wood-concrete	Screws for concrete walls enclosed, for other substrates the fixing materials must be tested on site. For installation on walls, cannot be installed in trees. Recommendation: Bedding as for No. 28
Peregrine Falcon Box Order No. 00 305/8 Fixing bracket for Peregrine Falcon box Order No. 00 308/9		Kestrel	Installation in quarries or high structures such as towers, silos, motorway bridges, high-rise buildings, industrial buildings. Optionally available with fixing bracket. Installation: Minimum height 25 – 30 m	Dim.: W 80 x H 73 x D 130 cm Weight: approx. 260 kg Material: Special concrete Fixing bracket: Dim.: W 80 x H 180 x D 135 cm (with Box) Weight: approx. 65 kg	Large, spacious box made of special concrete. If necessary, natural grey fair-faced concrete can be adjusted to on-side colour.
Built-In Multi-System (Main Cavity) for Jackdaw or Kestrel, see page 4					
Jackdaw Box No. 29 Order No. 00 252/5		Dohle	Installation on building façades, churches, silos, industrial buildings, etc. On request can also be supplied with cleaning opening at the rear. Installation: Minimum height 6 – 8 m	Dim.: W 33 x H 36 x D 45 cm Weight: approx. 13.5 kg Material: Wood-concrete	Front panel can be removed for inspection and cleaning.
Jackdaw Box 2CM Order No. 00 256/3		Dohle	Is screwed onto the render of building walls at the rear using metal bracket. Installation: Minimum height 6 – 8 m.	Dim.: W 50 x H 37 x D 42 cm Weight: approx. 21 kg Material: Wood-concrete	Screws for concrete walls enclosed, for other substrates the fixing materials must be tested on site. For installation on walls, cannot be installed in trees.

C Nesting aids for birds in general



Name / Type	Figure	Occupants	Installation instructions	Dimensions / Weight	Other notes
Barn Owl Box Type 23 Order No. 00 250/1		Barn Owl Falcon	Screw onto the wall inside buildings. Access 14 x 19 cm on the outside. Large inspection and cleaning flap.	Dim.: W 100 x H 50 x D 50 cm Weight: approx. 26 kg Material: Particleboard	Faster settlement by spreading bark mulch and coarse wood chips.
Brick Box for Cavity-Nesting Birds Type 24 Order No. 00 710/0		Tit species, Redstarts Sparrows etc.	Size matches standard bricks. The built-in brick box can end flush with the façade, be plastered over or faced with clinker.	Dim.: W 18 x H 23.5 x D 18 cm Weight: approx. 7.3 kg Material: Wood-concrete	The removable exit hole insert enables good inspection and cleaning.
Brick Box for Niche-Breeders Type 26 Order No. 00 730/8		Black Redstarts Wagtails Spotted Flycatchers Robins etc.	Size matches standard bricks. The built-in brick box can end flush with the façade, be plastered over or faced with clinker.	Dim.: W 18 x H 19 x D 18 cm Weight: approx. 5.4 kg Material: Wood-concrete	Inspection and cleaning possible through large entry opening.
Open-Fronted Nest Box 2H Order No. 00 152/8		Black Redstarts Wagtails Spotted Flycatchers Robins etc.	Open-fronted box without protective device, therefore please install only in protected position on buildings, not on trees, etc. as this nest box is otherwise susceptible to invasion by nest robbers.	Dim.: W 15 x H 20 x D 20 cm Weight: approx. 2.5 kg Material: Wood-concrete	Front panel can be removed for cleaning purposes.
Open-Fronted Nest Box 2HW Order No. 00 157/3		Black Redstarts Wagtails Spotted Flycatchers Robins etc.	Optimal for installation on buildings, sheds, fences, etc. If installed on wall, remove hanger and hang from other eyelets, so that the nest box hangs with its long side parallel with the wall.	Dim.: W 20 x H 20 x D 30 cm Weight: approx. 5.1 kg Material: Wood-concrete	Due to predator protection, protected against Magpies and Jays. Important! The brood chamber insert must be left in the cavity!
Open-Fronted Niche-Nesting Box 1N Order No. 00 158/0		Black Redstarts Wagtails Spotted Flycatchers Robins, Sparrows etc.	Optimal for installation on buildings, sheds, fences, etc. If installed on wall, remove hanger and hang from other eyelets, so that the nest box hangs with its long side parallel with the wall.	Dim.: W 20 x H 20 x D 30 cm Weight: approx. 5.6 kg Material: Wood-concrete	Due to predator protection, protected against Magpies, Jays and Martins. Important! The brood chamber insert must be left in the cavity!

INFO AND CONTACT DETAILS



Why nest boxes made of SCHWEGLER wood-concrete?

SCHWEGLER wood-concrete is a unique material which combines the advantages of wood such as breathability, good insulation properties, avoidance of condensation, acceptance by the animals, with the advantages of concrete – durability and shaping.

Our material generally contains 75 % wood (indigenous timber), other climate-adaptive lightweight aggregates and cement. This material offers a range of advantages, not only for the resident animals but also for us humans as users.

The sum of its positive properties is unequalled. Neither wooden nesting aids, lightweight concrete pipes, concrete, plastic boxes nor natural stone or clay nest boxes have such breeding successes as SCHWEGLER wood-concrete nesting aids. The extremely long life can be substantiated in thousands of construction projects.

Another decisive factor: Extremely problem-free construction handling and use. Whether embedding in the masonry or installed on-wall on the plaster or render – our products give you the secure feeling of maximum durability and resistance to the weather.

Successful in practical use for many decades ... practically worldwide!



SCHWEGLER Vogel- u. Naturschutzprodukte GmbH

Heinkelstraße 35

D-73614 Schorndorf

Phone +49 (0)71 81-9 77 45 0

Fax +49 (0)71 81-9 77 45 49

info@schwegler-nature.com

www.schwegler-nature.com

www.facebook.com/SCHWEGLER.Natur