

A NATURAL MATERIAL **wood-concrete**
LONG-LASTING + WOODPECKER-RESISTANT + AIR-PERMEABLE + PROVEN



Bird and Nature Conservation Products

No. 81 2023-2024



PRODUCED WITH
CAREFUL USE
OF RESOURCES

Enjoyment
of living nature!


Wild Birds • Dormice • Bats • Hedgehogs • Amphibians • Insects



The Garden Dormouse is the 'Animal of the Year 2023'

German Wild Animal Foundation
(Deutsche Wildtier Stiftung)

*Dormouse Nest Boxes
are on page 15.*



Dear Customers,

We are pleased to present to you our SCHWEGLER Nature Conservation Catalogue. You will again find many interesting and further developed nesting aids for wild animals in the home, garden, park, forest and on the building. New and interesting products await you in the Wild Animal Feed section.

We would like to share with you the experiences in professional species protection we have acquired over many decades so that you can select the best version suitable for you. We will be pleased to advise you individually.

An ongoing topic with which we have been dealing since our first catalogue in 1948 is the noticeable decline in our wild animals. Especially in recent years, we have determined with dismay that the at times alarming results of numerous counts by enthusiasts, ornithologists and scientists are now becoming visible to us all. Whether it is the birdlife in our garden or the number of wild bees – we want to help. Is this feeling really so new? Generations ago, our grandfathers and grandmothers posted the same question as today: How can we actively protect the biodiversity in our immediate environment? Our firm emerged from this idea, from this impulse. Initially small and with a few Nest Boxes in its product range, then later as a pioneer in many areas of nature conservation – often derided and now accepted and established. Whether Bat Nesting Aids in the 1970s, mammal protection such as Hedgehog Domes in the 1980s, the promotion of useful and wild Bees in the 1990s or the rediscovery of the “building” habitat from the turn of the millennium – all are now standards in nature conservation.

From the outset, we focussed on developing our own solutions, continuously improving the products over the decades and providing professional, competent advice. We do not want to deal in externally manufactured products! We want to know our products, assess their materials and familiarise you with the many advantages of our unique wood-concrete products. One wood-concrete is not like another – it depends on the mixture!

High breathability and a healthy interior climate require high-quality materials, which have to be used with just as much care to ensure an optimum housing for the animal and a long life. We do not want material from sources unknown to us, we buy our wood fibres from selected small and medium-sized sawmills near our company. Some of our supplier relationships have existed for generations and ensure the most careful use of the required resources possible. Our motto is not

profit maximisation by outsourcing production to other countries, but instead conscious production with mainly local sources and suppliers, designed for the long-term.

To date, we offer you the undisputed broadest range of nesting aids. Apart from species-appropriate design of the roosts, outstanding breathability, easy cleaning, simple inspection and outstanding durability are the standards we set ourselves. This also includes spare parts offered by us to increase the life of the nesting aids still further. Our SCHWEGLER wood-concrete is also optimally suitable for installation in buildings. The relatively low weight, its long life and outstanding compatibility with other building materials make its use very popular.

Our motto for over 75 years: To develop and produce the (world) best nest boxes and species protection products with social responsibility to employees, customers and suppliers and respect for nature.

On that note, we hope you enjoy your read.

Greetings from Schorndorf
Gunnar and Axel Papenfoth



Finally, please note: Long delivery periods can occur due to high demand and current geopolitical developments. The price stability of individual products can also be limited – price adjustments at short notice are very probable, particularly for animal feed. We apologise for any inconvenience and thank you for your understanding.

Species List: Which particular type of animal would you like to help? This list will guide you in choosing from our products.



Simply order online!

schweglershop.com

» CONTENTS

BIRD CONSERVATION

Barn Owl	Tyto alba	36
Barn Swallow	Hirundo rustica	38, 39
Black Kite	Milvus migrans	16
Black Redstart	Phoenicurus ochruros	10, 11, 12, 21, 41, 43, 48
Black Woodpecker	Dryocopus martius	17
Blue Tit	Parus caeruleus	6, 7, 8, 9, 12, 13, 48
Coal Tit	Parus ater	6, 7, 8, 9, 12, 48
Collared Flycatcher	Ficedula albicollis	6, 7, 8, 9
Common Buzzard	Buteo buteo	16
Common Flycatcher	Muscicapa striata	10, 12, 37, 41, 48
Common Swift	Apus apus	36, 42, 43, 44, 45, 46, 47, 48, 51, 67
Crested Tit	Parus cristatus	6, 7, 8, 9, 12, 48
Dipper	Cinclus cinclus	10, 21
Eagle Owl	Bubo bubo	16
Goldeneye	Bucephala clangula	17
Goldeneye	Special models available	
Goosander	Mergus merganser	17
Goosander	Special models available	
Goshawk	Accipiter gentilis	16
Great Spotted Woodpecker	Picoides major	9
Great Tit	Parus major	6, 7, 8, 9, 12, 48
Green Woodpecker	Picus viridis	17
Grey Wagtail	Motacilla cinerea	10
Grey-headed Woodpecker	Picus canus	17
Hobby	Falco subbuteo	16
Honey Buzzard	Pernis ptilorhynchus	16
Hoopoe	Upupa epops	17
House Martin	Delichon urbica	37, 40, 41, 67
House Sparrow	Passer domesticus	6, 7, 8, 9, 11, 12, 37, 43, 48
Jackdaw	Corvus monedula	17, 34, 35, 36
Kestrel	Falco tinnunculus	16, 34, 35, 36
Kingfisher	Alcedo atthis	21
Lesser Spotted Woodpecker	Picoides minor	8, 9
Little Owl	Athene noctua	19, 20
Long-eared Owl	Asio otus	16
Marsh Tit	Parus palustris	6, 7, 8, 9, 12, 48
Middle Spotted Woodpecker	Picoides medius	9
Nuthatch	Sitta europaea	6, 7, 8, 9, 12, 16, 48
Peregrine Falcon	Falco peregrinus	16, 33
Pied Flycatcher	Ficedula hypoleuca	6, 7, 8, 9, 12
Pied Wagtail	Motacilla alba	10, 12, 21, 41, 48
Pygmy Owl	Glaucidium passerinum	17
Red Kite	Milvus milvus	16
Redstart	Phoenicurus phoenicurus	6, 7, 8, 9, 11, 12, 43, 48
Robin	Erithacus rubecula	10, 11, 12
Sand Martin	Riparia riparia	21
Short-toed Treecreeper	Certhia brachydactyla	14
Sparrowhawk	Accipiter nisus	16
Starling	Sturnus vulgaris	9
Stock Dove	Columba oenas	17
Tawny Owl	Strix aluco	17, 18, 35
Tengmalm's Owl	Aegolius funereus	17
Tree Sparrow	Passer montanus	6, 7, 8, 9, 11, 12, 37, 41, 43, 48
Treecreeper	Certhia familiaris	14
White Stork	Ciconia ciconia	16
Wren	Troglodytes troglodytes	10, 11, 12, 13
Wryneck	Jynx torquilla	6, 7, 8, 9, 12

MAMMALS

Dormice (Fat, Garden, Forest Dormice, Hazel Dormouse)	15
Bats	22 – 28, 49 – 57
Hedgehog	31

INSECTS

Ants	66
Bumble Bees, all species	60
Earwigs	64, 65
Ground Beetles, all species	66
Hornets	61
Insect Snapy	66
Lacewings	64, 65
Ladybirds	64
Masked Hunters	64
Robber Flies	64
Sabre Wasps, all species	62, 63, 64
Spider and Insect catcher	66
Spiders (round-web spiders)	58
Thrips	64
Water Dish for Birds and Insects	64
Wild Bees, all species	62, 63, 64

AMPHIBIANS

Amphibian Rescue Fence	32
Reptile Rescue Fence	32

TECHNICAL AIDS / ACCESSORIES

Aluminium Nails (soft metal nails)	71
Aromatic Repellent	71
Birds Silhouettes	29
Cat Deterrent	30
C-block hanger	70
Lightweight Ladders	69
Nest Box Cleaning Tool	69
Nest Box Hanging Pole	69
Nest Depot	69
Predator-proof Front Panels	71
Raptor Globe for repelling Birds of prey	30
Protection against Raccoons	8
Replacement hangers	70
Replacement nesting chamber insert	71
T-hanger	71

BIRD FEEDING

Bird Feeding	72 – 79
Bird Food	80 – 83

GARDEN DESIGN

Built-in elements for natural walls	58, 59
--	--------



Are nest boxes necessary these days?

In our modern world, both private gardens and professional orchards and forests need nest boxes to maintain a sound ecological balance. Nest boxes attract Birds and Bats which help to control pests. Did you realise, for example, that a single pair of Great Tits and their offspring can

consume around 70,000 caterpillars and 20 million insects – i.e., pests – annually?

Day by day we are changing the natural environment around us for the benefit of human beings but not for the benefit of wildlife. If we are to keep the diversity of species around us, we need to act. One major help is to provide nest boxes and other nesting aids. Another important advantage of nest boxes is that they reduce the need for harmful and expensive pesticides.

SCHWEGLER nest boxes play an important role in controlling Gypsy Moths and Green Oak Leaf Rollers in forests, Codling Moths in orchards and greenflies in private gardens as well as other pests. In this way, we make use of nature's own methods. **Animal species and plants need even greater protection today – nest boxes are one way we can all help.**

» THE MAIN FEATURES AND ADVANTAGES OF SCHWEGLER NEST BOXES

The most important features of SCHWEGLER nesting boxes:

1. They are easy to install, check and clean. Only products which have proved their effectiveness in practice can be relied upon to regularly and consistently attract occupants.
2. The patented method used to attach the boxes prevents the tree trunk from growing over them. Tested and recommended for forestry use.
3. Our nesting boxes follow the pattern laid down by Mother Nature, i.e. the internal dimensions are based on those of the holes made by woodpeckers or decomposition. They can also be modelled on nesting sites on cliffs or in crevices. Attention is paid not only to the dimensions and shape but also, the surface structure and texture are designed to meet the requirements of the particular species.
4. The dimensions of the brood chamber, entrance hole diameter and all the other dimensions of each individual nesting box are determined by the requirements and behaviour of the animals. Scientific studies by numerous Bird observatories and nature conservation organizations in Germany and abroad regularly show that SCHWEGLER wood-concrete nesting boxes enable the greatest density of various types of Birds to be achieved (breeding pairs per hectare).
5. SCHWEGLER nesting boxes have proved to be very successful for many decades on account of their long life and the fact that they are readily adopted by Birds. One particularly telling feature is their durability and weather resistance compared with wood, and the ability of the material to withstand the damage caused by woodpeckers. The rounded shape of the nesting boxes ensures that they are ideally suited to the needs of their occupants.
6. They are also constructed for convenience and to make them easy to use. Whether built into or hung onto a wall, our products can be relied on to be long lasting and secure in all weathers. We have been making and selling nesting boxes for installation in and on buildings for over 70 years, and you can benefit from this wealth of experience.
7. SCHWEGLER nesting boxes have been developed on the basis of many decades of experience and knowledge obtained through cooperation

- with national Bird observatories, European nature conservation organizations, forestry experts and ornithologists. They are made with special SCHWEGLER wood-concrete, a natural product containing some 75% wood with temperature-regulating additives such as clay etc. This is not only high effective for balancing out temperature fluctuations but is also extremely breathable. This prevents condensation from forming, which is frequently a problem in nest boxes made of plastic, stone, rigid foam or concrete.
8. Our products have been officially tested, recommended and recognized by, among others, the German National Biological Agency, the German nature conservation association NABU, the Bavarian Regional Association for the Protection of Birds, the German Environmental and Nature Conservation Organization BUND, the German Animal Protection League, the Jordsand Association, the Austrian Nature Conservation Association, the French Association for the Protection of Birds, the Swiss Bird Observatory, the Italian Association for the Protection of Birds, the SEO Spain, NABS in North America, and many other organizations.



EURONATUR



» RECOMMENDATIONS FOR THE SELECTION, DISTRIBUTION, INSTALLATION OF NEST BOXES

The information provided below is based on our practical experience. These recommendations are of course only intended to provide general guidance, and it is also important to consider individual landscapes and/or habitats and the creatures that inhabit them. Sometimes this can be done before drawing up plans (e.g. on the basis of the types of animals to be found there or which require protection, together with the surrounding habitat), or over time, relying on practical experience gained in the area (e.g. which type of box proves most successful). Nature can often produce some surprising and exciting changes, so it is advisable to check the nesting aids from time to time and to make any improvements that may be necessary.

A | Installing nest boxes for small Birds

(e.g. nest boxes 1B, 2M, 2B/N, 1N, 3S, 3SV, 2GR)

As a rule two, different entrance hole sizes are available.

- » Ø 32 mm is the "universal size", providing access to almost all species of small Birds.
- » Ø 26 mm only allows access by Tits (Blue, Marsh, Coal and Crested Tits), while large species such as Great Tits, Nuthatches and Sparrows are kept out.
- » Special sizes e.g. Ø 45 mm for particular species such as larger Starlings. Smaller species can, however, also use the nesting boxes if necessary.

In fenced green spaces, woodland plantations, thickets, gardens etc., the boxes can be suspended at eye height (1.2 to 2 m) so that they can be easily checked and cleaned from the ground. In woodlands and cultivated areas it is preferable to hang them higher to minimize interference and disturbance. As a rule, nest boxes are hung at heights of between 2.8 and 3.5 m in such areas, enabling them to be easily reached from a ladder. The maximum height at which boxes can be hung can be determined by the surrounding trees, and should not exceed the tops of these trees. There can be exceptions, however, especially in towns, where the height limit need not apply to the buildings in which certain species nest (Swifts, Sparrows, Bats), and can far exceed 15 m. **Please do not put any nest material or litter in the boxes because small Birds always build new nests.**

B | Number of nest boxes per hectare and distribution of boxes

The number of nest boxes is always dependent on the particular habitat.

If nesting places are restricted in a garden a box can be hung from every other tree. No minimum distance applies to Birds, and two pairs of Tits can nest immediately adjacent to each other on the same tree without any problems. This is because the Birds themselves regulate the distance between them according to the time of year and availability of food. Depending on the age and type of tree and the basic available food ("pest infestation"), between 1 and 40 nest boxes can be installed per hectare (= 100 x 100 m) in woodlands.

If no previous data is available, **the types of nest box and entrance hole widths** can be distributed as follows:

- » **60 % of nest boxes with 32 mm or oval entrance hole.**
- » **20 % with 26 or 27 mm diameter entrance hole**
- » **20 % should consist of holes for treecreepers, or for species that nest in recesses or cavities (see Types 2B, 2BN, 2H, 2HW, 1N).**

Please note: It is not necessary for all the boxes to be occupied by Birds raising their young because many of them will also serve as overnight quarters or as a depot for food. Only when around 60 to 70 per cent of boxes are occupied by nesting Birds for a number of years in succession will the ideal saturation point have been reached.

C | General details about installing nest boxes

Orientation: The entrance hole should face roughly south east. However, if protected from the wind, or in settlements, this may not always be necessary. If the hole is wider (e.g. 45 mm or more) it is important to ensure that the box is placed in a sheltered position.

Cleaning: Cleaning, i.e. thorough removal of the old nest, can be carried out in gardens from mid-September onwards. Just scrape out the old nest. Use of a spray or something similar is not normally necessary. If the box has become extremely soiled or contains parasites it is advisable to wash it out with cold or hot water, using biodegradable soapsuds if necessary.

Method of attachment: SCHWEGLER nest boxes which are intended to be attached to trees (mostly recognizable by their colour, brown or black) are supplied with a special forestry-approved Aluminium Nail which, unlike copper or steel, does not harm trees. Neither does it damage saw blades or chainsaws, thus preventing injury. Its smooth shaft and rust resistance mean that it can be removed even after several years, leaving only a slight, round scar in the wood. Hammer aluminium nails into tree trunks only up to two thirds of the nail length, so that the tree can grow. Pull the nail out a bit roughly every five years. Nest boxes can be removed and re-hung at any time without requiring removal of the nail. As a rule, heavier nest boxes (see D) are supplied with a built-in block so that they can be hung up using several Aluminium Nails, and they can also be re-hung or removed without removing the nails.

Unintended occupants: Our landscapes have been cleared and cultivated to such an extent that there is now a severe shortage of habitats, with the result that nest boxes may be occupied by species for which they were not intended, such as Bumble Bees, Wasps, Wild Bees, Hornets and various types of Dormice. They also need protection, so leave them undisturbed in the nest boxes. In such cases you should put up special SCHWEGLER nest boxes which have been designed specifically for these creatures.

New nest boxes: Ideally, these should be put up in the autumn, to provide night quarters for Birds during the winter months. Such protection against draughts and cold is an even more important factor than food in helping them to survive a hard winter.

D | Larger nest boxes for Owls, Stock Doves, Kestrels, etc.

(e.g. Box No. 4, No. 5, No. 28, No. 29, No. 30, 1WK, 2CM)

Hang at a recommended height of around 4 to 6 m. They will be more readily adopted if a thick layer of shavings or sawdust is spread in the pre-formed recess in the base (not for jackdaws). For Stock Doves and for Tengmalm's and Tawny Owls it is advisable to hang up one or two nest boxes over a 50 hectare area. This is the minimum number and there will usually be keen competition for them in the spring. Increasing the density of nest boxes will improve the prospects of preventing the spread of insect pests.

E | Installation of Bat Boxes

The installation and maintenance of special Bat Boxes are described in detail on page 22 in the chapter on Bats.

F | Nesting aids on buildings (nesting blocks etc.)

Different recommendations often apply in the case of Birds and Bats that nest on buildings. Please note:

consult the relevant product description. Especially in the case of Swifts and Bats more height, in excess of 5 m, should be allowed, as well as unobstructed access without any ledges immediately below the box.



▲ Great Tit



▲ Marsh Tit



also available in brown, white, red and green
(please add colour to Order No.)

The internal diameter of this nest box is 12 cm. It is usually attached to a tree using the Aluminium Nail (see **Fig. 1**). It can also be hung from a branch (see **Fig. 2**). See also installation examples, Catalogue page 70. The front panels, which can be bought separately, are interchangeable between model 1B, 2M and 2F, and can easily be removed from the nest box. Different size entrance hole widths have been created to avoid competition between the birds. The Nest Boxes are always delivered complete with Hanger and special Aluminium Nail. Product alternatively available with front panel for protection against Martens, product No. see price list.

» NEST BOX 1B

Available entrance hole sizes: \varnothing 32 mm, \varnothing 26 mm and oval 29 x 55 mm.



▲ **Fig. 1:** on the trunk, using Aluminium Nail



▲ **Fig 2:** from a branch



▲ clutch of Great Tit eggs



▲ clutch of Blue Tit eggs

» Entrance hole 32 mm

Occupants: Great, Blue, Marsh, Coal and Crested Tits, Redstarts, Nuthatches, Collard and Pied Flycatchers, Tree and House Sparrows.

Entrance hole	Order No.
Type 1B, \varnothing 32 mm	00 102/3

» Entrance hole 26 mm

Occupants: Blue, Marsh, Coal and Crested Tits (small tit species). All other species are prevented from using the nest box due to this smaller entrance hole.

Entrance hole	Order No.
Type 1B, \varnothing 26 mm	00 105/4

» Entrance hole oval (29 x 55)

Occupants: Redstarts. Also used by species that nest in the \varnothing 32 mm boxes. However, because more light enters the brood chamber, it is preferred by Redstarts.

Entrance hole	Order No.
Type 1B, oval 29 x 55 mm	00 108/5

Material: SCHWEGLER Wood-Concrete Nest Box. Hanger: steel, galvanised.
External Dimensions: W 17 x H 26 x D 18 cm.
Internal Diameter: \varnothing 12 cm.
Weight: approx. 3.6 kg.
Includes: Nest box, hanger and aluminium nail.

Please see the optional "C-Block hanger" on page 70.





▲ Great Tit



▲ Collared Flycatcher

also available in brown, white, red and green
(please add colour to Order No.)

Like the 1B, this box also has a brood chamber with an internal diameter of 12 cm. **It differs, however, in that it can be freely suspended and has a conical roof.** These features protect against Cats and Deter Martens. It is very popular in private gardens and especially around fruit trees, mainly in areas where the trees are short and have many branches.

As with all SCHWEGLER boxes, an advantage is that the front panels are easy to replace and are available as a separate component. The front panels of products 1B and 2M are interchangeable, depending on the frequency of the individual bird species and the customary entrance hole sizes.

The 2M is supplied with the ordered hanger. With the FT Hanger the 2M is supplied with all the necessary attachments and three Aluminium Nails.

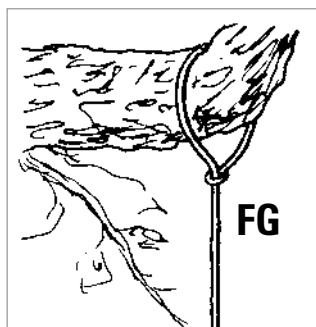
Product alternatively available with front panel for protection against Martens, product No. see price list.

» NEST BOX 2M

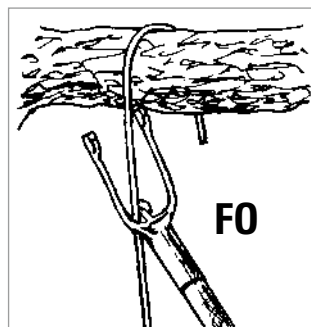
Free-hanging, to protect against Cats and deter Martens

Available entrance hole sizes: \varnothing 32 mm, \varnothing 26 mm and oval 29 x 55 mm.

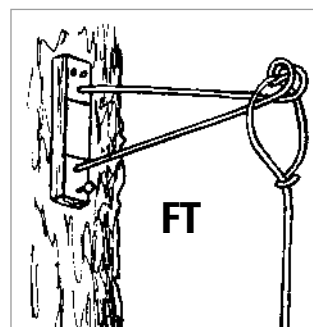
▲ clutch of Redstart eggs



▲ closed loop



▲ open hook



▲ FT Hanger

The Nest Box 2M is available with 3 different hanging methods. Please choose the appropriate method using the corresponding order numbers.

Material: SCHWEGLER Wood-Concrete Nest Box. Hanger: steel, galvanised.

Ext. dim.: W 16 x H 35 x D 17 cm.

Interior nesting chamber: \varnothing 12 cm.

Weight: approx. 3.7 kg.

Occupants: as Nest Box 1B.

Includes: Nest box, hanger and aluminium nail.

The **FG** Hanger suspends the 2M from a branch by a closed loop.

The **FO** Hanger is hooked over a branch. Our **Hanging Pole**, Order No. 00 510/6, makes it easy to remove the box for cleaning and checking (see page 69).

This method, with a bracket to hold the box away from the tree and the **FG** type loop, is known as the FT Hanger. It can be attached to the trunk and offers even better protection against Cats, Dormice and Martens.

Available with FG Hanger:

Type/Hanger, Entrance hole	Order No.
2M FG, \varnothing 32 mm	00 111/5
2M FG, \varnothing 26 mm	00 114/6
2M FG, oval, 29 x 55 mm	00 117/7

Available with FO Hanger:

type/hanging method/entrance hole	Order No.
2M FO, \varnothing 32 mm	00 112/2
2M FO, \varnothing 26 mm	00 115/3
2M FO, oval, 29 x 55 mm	00 118/4

Available with FT Hanger:

type/hanging method/entrance hole	Order No.
2M FT, \varnothing 32 mm	00 113/9
2M FT, \varnothing 26 mm	00 116/0
2M FT, oval, 29 x 55 mm	00 119/1

BIRD CONSERVATION

Nest Box 2GR
Nest Remover
2GR-WBS with Protection against Raccoons

The design of this nest box and its front panel provides effective protection against Cats and Martens. With its choice of oval or three-hole entrance, the nesting chamber is well lit despite its size. Because of the entering light, the nest is built very low down at the rear of the box, away from the reach of predators. The front panel, with its integrated protection against Cats and Martens, can be easily removed for inspection, providing an unobstructed view of the nest. With its enlarged brood chamber and predator protection, the 2GR is widely used in parks and woodlands. A common feature of monocultures is the prevalence of attack by insects and other pests; the 2GR helps by encouraging a higher breeding success by Birds that eat pests. An additional recess suitable for Bats has been created inside the roof space. In areas with Raccoons we recommend our latest development: 2GR-WBS with Raccoon Protection.

» NEST BOX 2GR DBP (patented) | with protection against predators



Available entrance hole sizes:

oval 30 x 45 mm,
three hole \varnothing 27 mm.

Material: SCHWEGLER Wood-Concrete Nest Box. Hanger: steel, galvanised.

External dimensions:

W 20 x H 31 x D 27 cm.

Enlarged interior of nesting chamber: W 14 x D 19 cm.

Weight: approx. 6.7 kg.

Includes: Nest box, hanger and aluminium nail.



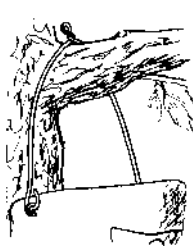
▲ integrated predator protection



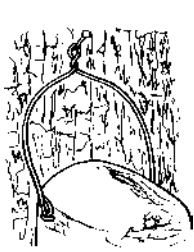
▲ Redstart



▲ Bat recess



▲ Suspension over a branch



▲ on trunk

» Oval entrance hole 30 x 45 mm

Occupants: Coal, Blue, Marsh, Great and Crested Tit, Redstarts, Huthatches, Collards and Pied Flycatchers, Wrynecks, Tree and House Sparrows, Bats.

» Three-hole entrance, 127 mm each

Occupants: Blue, Marsh, Great and Crested Tits. Due to the small size of the entrance hole no other species is able to occupy this nest box.

» Nest Remover

Additional products for Nest Box 2GR. Push the inspection board carefully under the nest for inspection or cleaning purposes. The nest can now be easily pulled out of the nest box 2GR, without having to touch it with your hand.

Material: Aluminium.

Entrance hole	Order No.
3 x \varnothing 27 mm	00 221/1

Entrance hole	Order No.
Oval 30 x 45 mm	00 218/1

Description	Order No.
The Nest Remover	00 225/9



▲ oval



▲ three hole



▲ the Nest Remover is only for use with the **2GR** Nest Box

» NEST BOX 2GR-WBS with protection against racoons



Raccoons overcome most protective measures and endanger bird hatching. The newly developed and tested protection against raccoons can be ordered as a Complete Set with Nest Box or as a Retrofit Kit for 2GR nest boxes. With this protection, a largely safe breeding place can be created, protected against raccoons and other nest predators. For further info visit www.schwegler-nature.com

Description	Order No.
2GR-WBS complete	00 219/8
WBS Retrofit Kit	00 838/1



▲ Great tit at 2GR-WBS

Starlings are often seen as a problem at certain times of the year and in particular regions. They are highly adaptable, feed in flocks and can soon use up readily available sources of food. However, we should not forget the ecological benefits that they provide as an important form of pest control. For example, they limit the numbers of Crane Flies, Green Oak Leaf Rollers and Gypsy Moths. We supply two well-proven types of nest box, both of which are just as likely to provide overnight shelter for Great Spotted, Middle Spotted and Lesser Spotted Woodpeckers. When there are fewer Starlings, other species such as Pied Flycatchers and Nuthatches may breed in these boxes. Because of the relatively large entrance hole, the interior is well lit which encourages occupation. Ornithologists advise that a perch below the entrance hole is unnecessary because the Birds will happily use the roof of the box.


» STARLING BOX 3S



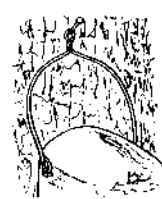
▲ Starling



▲ clutch of Starling eggs



▲ alternatively hanging over a branch



▲ on the trunk

This nest box has more or less become established as the standard at home and abroad over several decades. On houses, in gardens and in woodlands they form an important part of any nature conservation concept. They have many advantages including the large diameter of the brood chamber, 14 cm, and a large entrance hole to make the interior very light, and as a result not only Starlings but many other species are attracted to them. Because the large entrance hole only provides limited protection, if there are a large number of predators robbing nests in the surrounding area some of the 3SV versions (see below) can also be used.

Occupants: Starlings, Nuthatches (will reduce the entrance hole to 32 mm), Spotted and Middle Spotted Woodpeckers, Pied Flycatchers, etc.

Material: SCHWEGLER Wood-Concrete Nest Box. Hanger: steel, galvanised.

Weight: approx. 4.4 kg. **Includes:** Nest box, hanger and aluminium nail.

Entrance hole	Order No.
Ø 45 mm	00 162/7

» Nest Box 3S

Entrance hole: Ø 45 mm.

External dimension:

W 19 x H 28 x D 20 cm.

Interior nesting chamber: Ø 14 cm.


» NEST BOX 3SV with integrated predator protection



▲ Starling



▲ Wryneck and chicks



▲ integrated predator protection



▲ attached to trunk, over a branch, or on buildings

The predator-proof "Starling Box", in which the brood chamber has also been enlarged to 14 cm. With its protruding entrance hole this model provides very good protection against Cats and Martens. However, the view into the brood chamber is not obscured, and this is a major advantage when checking and cleaning the box. With its smaller diameter entrance hole the 3SV nest box has proved very effective for other species too. For example its large interior brood chamber and the shape of the floor make it very popular with Wrynecks (see table below).

» Nest Box 3SV

Entrance hole: Ø 45 mm, oval 32 x 45 mm and Ø 34 mm.

Material: SCHWEGLER Wood-Concrete Nest Box.

Hanger: steel, galvanised.

Ext. dim.: W 19 x H 28 x D 23 cm.

Interior nesting chamber: Ø 14 cm.

Weight: approx. 4.8 kg.

Includes: Nest box, hanger and aluminium nail.

» Entrance hole I 45 mm

Specially for Starlings. It is also suitable for the species listed at the side. However, they will be ejected if there are Starlings in the vicinity.

Entrance hole	Order No.
Ø 45 mm	00 126/9

» Entrance hole I 34 mm

Especially for Wrynecks.

Other occupants: Coal, Blue, Marsh, Great and Crested Tits, Redstarts, Nuthatches, Collared and Pied Flycatchers, Tree and House Sparrows, Bats.

Entrance hole	Order No.
Ø 34 mm	00 122/1

» Oval entrance hole width 32 x 45 mm

Suitable for: As for entrance hole width 34 mm; use of this larger entrance hole is recommended if it is hung up in less well lit areas such as hollows, thickets, etc.

Entrance hole	Order No.
oval 32 x 45 mm	00 125/2

Our nature conservation programme contains various models for Birds that nest in cavities or recesses. They are particularly suitable for species that prefer an open, balcony-type entrance area, e.g. Redstarts and Robins. The wide, open access to the clutch and the nestlings that is a feature of this type of box means that such species are often under threat from predators. Due to the large access to the breeding chamber, however, the clutch and brood of these species are often threatened by predators. The advantage of all open-fronted and niche nesting boxes is that they can be attached to buildings, as for protection reasons, these bird species prefer to nest on houses, sheds etc. The predator-proof, open-ended box 2HW helps to prevent such attacks and unprotected installation on trees can then be recommended.



▲ Open-fronted Nest Box 2H



▲ Spotted Flycatcher (feeding)



▲ clutch of Black Redstart eggs



▲ nesting chamber insert for
Types 2HW and 1N



» OPEN FRONTED NEST BOX NEST BOX 2H

Occupants: Black Redstarts, Pied Wagtails, Grey Spotted Flycatchers, occasionally Robins and Wrens.

External dimensions: W 15 x H 20 x D 20 cm.

Interior of nesting chamber: Ø 12 cm.

This traditional type has proved to be highly effective. It should always be installed on the outside walls of houses, barns, garden sheds, etc. It is designed to be hung so that the entrance is to one side (at an angle of 90° to the wall). The front panel can be easily removed for cleaning.

Please do not hang this type of box on a tree or bush because small predators can enter through the unprotected opening. If hung in the right place this open-fronted type will attract the species of Birds referred to above. This model has been successfully used for decades.

Material: SCHWEGLER Wood-Concrete Nest Box. Hanger: steel, galvanised.

Includes: Nest box, hanger and aluminium nail.

Weight: approx. 2.5 kg.

Order No. 00 152/8



▲ view of Black Redstart in nesting
chamber (front panel removed)

» OPEN FRONTED NEST BOX NEST BOX 2HW

Occupants: Black Redstart, Pied Wagtail, Grey Spotted Flycatcher, occasionally Robin and Wren.

External dimensions: W 20 x H 20 x D 30 cm.

Nesting chamber: 15 x 21 cm.

Secure against Magpies and Jays (with nesting chamber insert).

This particularly deep box can be hung up on an open site or against outside walls.

A wooden insert, which can be removed for inspection and cleaning purposes, gives protection against predators because nesting takes place at the far end of the box. The design of the 2HW also ensures quick occupation when hung in relatively dark places due to the wide entrance. It can also be used to attract Dippers and Grey Wagtails provided that the wooden insert is removed.

The ideal location for Dippers and Grey Wagtails is near to natural running water and under bridges.

Material: SCHWEGLER Wood-Concrete Nest Box. Hanger: steel, galvanised.

Includes: Nest box, brood chamber insert, hanger and aluminium nail.

Weight: approx. 5.1 kg.

Order No. 00 157/3





▲ Tree Sparrow



▲ Redstart

Birds which nest in recesses or cavities are at risk where there are large numbers of Magpies, Jays, Cats and Martens. The 1N has two entrances and a removable wooden insert (see picture below) and offers excellent protection. With two entrances the interior is well lit and Birds will readily use it. In areas where there are many small predators it is equally as popular as models 2H and 2HW.

Special case: Robins are particularly attracted to this type of box, especially if it is placed approx. 1.0 to 1.5 m above the ground, preferably in a moist, shady area. The wooden insert, which can be removed for inspection and cleaning purposes, gives protection against predators because nesting takes place at the far end of the box. It is particularly effective against Cats, Martens, Magpies and Jays and therefore makes an effective contribution to breeding success.

Exception: Where there is a shortage of suitable nesting areas in parks and forests, this type of box will also be successfully used by all types of Tits, Tree and House Sparrows and many other species.



▲ Redstart ♂



▲ Redstart ♀

» DEEP NEST BOX 1N



▲ Deep Nest Box 1N

The 1N box for cavity and recess dwellers offers the perfect protection against predators.

The twin entrance hole design ensures that the built-in protection against small predators is particularly effective. Because the inside of the box is well lit, the Birds that use it nest at the rear of the brood chamber insert, making this type of box secure against Magpies, Cats, Martens and Jays. Another advantage of the brood chamber insert is that the parents can effectively feed their young from the area in front.

Nest Box 1N is supplied with insert.

Occupants: Common and Black Redstarts, Robins, Wrens, Tree and House Sparrows.

External dimensions: W 20 x H 20 x D 30 cm.

Nesting chamber: W 15 x D 21 cm.

Entrance hole: 30 x 50 mm (twin).

Material: SCHWEGLER Wood-Concrete Nest Box. Hanger: steel, galvanised.

Includes: Nest box, brood chamber insert, hanger and aluminium nail.

Weight: approx. 5.6 kg.

Order No. 00 158/0



▲ Nesting chamber insert for **Types 2HW and 1N**

Brood chamber insert as replacement part: **Order No. 00 826/8**

BIRD CONSERVATION

Bird Home 1MR
Open-Fronted Nest Box 2MR



▲ Great Tits



▲ Blue Tit

A perfectly styled nest box – can be fixed to house, patio or balcony walls!

Native garden Birds such as Tits, Redstarts and Sparrows have made our house walls, patios and balconies their home where, next door to their human neighbours, they breed and raise their young. At SCHWEGLER we have now developed a new range of nest boxes. Not only will Birds readily occupy them, they are also well styled and satisfy the necessary technical requirements. The interior shape is similar to that of a natural hollow, and a high rate of occupancy is the result. Special features such as air-permeable, natural wood-concrete that is resistant to Woodpeckers, and a design that satisfies many of the species' needs make up a popular and permanent Bird home that has a place directly outside the house. Inside, conditions are perfect for Birds to raise their young, indeed for many decades to come!

» BIRD HOME 1MR

Use a single hook (supplied) to fix the SCHWEGLER Bird Home on an external wall of your choice! The occupants of the Bird Home with \varnothing 32 mm entrance hole are: Great, Blue, Marsh, Coal and Crested Tits, Redstarts, Nuthatches, Pied Flycatchers, Tree and House Sparrows.

Installations: On walls at eye level. However, installation on the upper storeys or on balconies is also possible and is advisable too, as then the roost is readily accepted.

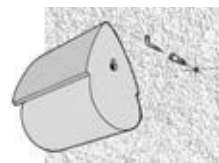
Cleaning and inspection: To clean the Bird Home, simply remove the front panel. After turning the bottom locking screw through 180°, pull the front panel downwards; you now have an optimum view of the whole breeding chamber and inner roof area.

Material: SCHWEGLER Wood-Concrete Nest Box.

Dimensions: W 19 x H 27 x D 23 cm.

Weight: approx. 5.2 kg.

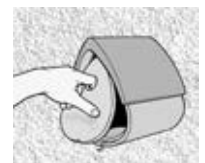
Includes: Nest box and screw hook with universal wall plug.



▲ fixing with single threaded hook



▲ unlipping the front panel



▲ remove front panel



Green/grey version

Order No. 00 154/2



Red/grey version

Order No. 00 155/9



Brown/light brown version

Order No. 00 156/6

» OPEN-FRONTED NEST BOX 2MR

Cave/rock shelter breeders prefer nest cavities on buildings. With this 2MR Open-Fronted Nest Box you create an optimum roost on a building, e.g. house, shed, garage, etc. It is easy to clean due to the removable front panel. The special front panel insert provides protection against nest robbers.

Occupants: Black Redstarts, Wagtails, Spotted Flycatchers, Robins, possibly Wrens.

Installation: on buildings, side facing away from the weather or protected under the eaves.

Material: SCHWEGLER Wood-Concrete Nest Box.

Outer dimensions: approx. W 19 x H 27 x D 23 cm.

Weight: approx. 5.2 kg.

Includes: Nest box and screw hook with universal wall plug.



Red/grey model

Order No. 00 159/7



▲ »Ivy version – green



▲ »Autumn Light version – red



▲ Wren in 1ZA (Photo A. Speen)

The Wren is a familiar sight. This plain little fellow is instantly recognisable from his loud, warbling call which is delivered from an exposed position, although the young are hidden out of sight (semi-) shadow, in hedges or behind a screen of ivy. The male Wren usually builds several nests. The female then chooses the one she considers the best and lays between five and eight tiny eggs. In view of this characteristic breeding behaviour it is advisable to hang up several 1ZA Boxes.

» SPHERICAL WREN HOUSE 1ZA Registered design

Distribution: Wrens are found virtually all over the world, being indigenous to Europe, North America, Asia and North Africa. It is a so-called sedentary species, spending the winter among us. However, part of the population is known to migrate.

Feeding habits: Wrens feed exclusively on small creatures. Their favourite food is spiders, crane flies, moths, flies and other insects, along with their eggs and larvae. They use their pointed beak to probe cracks and crevices. Consequently Wrens are very useful as a form of natural pest control.

This special nesting aid: The spherical SCHWEGLER 1ZA Wren House is an ideal way of assisting the Birds to raise their young successfully. Because we tend to keep our gardens tidy, they offer fewer natural nesting opportunities. Extensive investigations have shown that Wrens prefer an enclosed, round nest hole. These are then lined with moss, feathers and fur, etc. The 1ZA, made of tried and tested SCHWEGLER wood-concrete, provides excellent protection from nest predators. It not only houses Wrens when bringing up their young but also provides a place where they can sleep in the winter.

Materials used: SCHWEGLER wood-concrete is a unique weather-resistant, long-lasting material which is also "breathable", which means it prevents condensation. It is hung up using the integrated wire rope made of stainless steel which can be easily looped over a sawn-off branch, for example.

Siting: Wrens like to nest near the ground, in a 'green wilderness' and in undergrowth. They are not particularly good flyers, preferring to hop about in the undergrowth. They like shady places – in hedges, thickets, heavily overgrown areas and bushes as well as balconies.

Attachment: Hang the nest box in undergrowth, in a shady place. It can also be built into a pile of brushwood. If hung completely free, it will also attract other types of Birds that nest in holes and cavities, including Blue Tits, Coal Tits and Great Tits, as well as Tree and House Sparrows.

Cleaning and checking: We recommend that you do not carry out any checks between April and June in order to avoid disturbing the brood. The nest box, which comprises two shells, should therefore ideally be cleaned during the autumn or winter months. To do this, remove the cable from which it is suspended. The upper shell can be easily lifted off the lower one. When cleaning has been completed simply place the two halves together again and secure using the cable.

Includes: Spherical Wren House with wire rope.

Dimensions: diameter of sphere approx. 18.5 cm.

Entrance hole: 30 x 27 mm.

Cable length: approx. 20 cm.

Weight: approx. 2 kg.

Available in individual gift package (carton).



Available in two colours:

With its speckled green exterior the "Ivy" colour blends well with the surrounding undergrowth, thereby providing a well-hidden nest site.

» 1ZA Ivy – green **Order No. 00 200/6**

The "Autumn Light" natural red colour visually enhances your garden in the winter months. Once the leaves have fallen from the bushes this invaluable nesting aid becomes clearly visible and forms a focal point during the cold, grey months of the year.

» 1ZA Autumn Light – red **Order No. 00 201/3**

There are two types of Treecreeper in Europe: the species known simply as the **Treecreeper**, and the **Short-toed Treecreeper**. They are very difficult to tell apart although experts can distinguish them by their calls or by slight differences in the colouring of their feathers.

Both species prefer a nest box that allows contact inside with a tree trunk that has a coarse type of bark, such as oak, alder, poplar, pine, pear or apple trees. For this reason the Treecreeper boxes are open at the rear (the tree side). With their pointed beaks the Birds can search among the cracks in the bark for spiders and insects such as Beetles. The entrances, on both sides, provide excellent protection against Cats and Martens.

The nest boxes should be hung on trunks with a diameter of between 25 and 30 cm. Depending on regional conditions, there may be differences in the rate of occupancy between the 2B and 2BN. We therefore recommend that you begin by using the same number of both types. After one or two breeding seasons it will be apparent which type is most popular in a particular area. These nest boxes are naturally also supplied complete with the necessary hangers and special aluminium nails.




▲ Treecreepers are well camouflaged



▲ pair of Treecreepers



▲ breeding Treecreeper



▲ Foraging on the tree trunk, this consists mainly of insects and spiders



» TREECREEPER BOX 2B

This Treecreeper Box is supplied with a removable front panel for simple inspection and cleaning purposes. The interior can therefore be checked very quickly. The nest box is attached to the tree trunk using two flexible oak mounting blocks and Aluminium Nails. This ensures that it is firmly held in place and allowance is made for the continued growth of the tree trunk. Suitable tree diameter approx. 25 – 30 cm, to ensure that the Nest Box fits well against the trunk.

Material: SCHWEGLER Wood-Concrete Nest Box.

External dimensions: approx. W 22 x H 26 x D 15 cm.

Nesting chamber: approx. 8 x 12 cm.

Supplied: Nest Box, two mounting blocks, two aluminum nails.

Weight: approx. 2.7 kg.

Order No. 00 141/2



» TREECREEPER BOX 2BN registered design

This type of box has a brood chamber with a slightly reduced depth and greater height compared to the Type 2B, and no cleaning flap. The box is placed on the Aluminium Nail supplied, which is hammered halfway in, and wire is also used to attach the box to the trunk. This flexible system largely makes allowance for further growth of the trunk, but should be checked every few years. It is cleaned by folding it out to the side or by removing the box from the tree trunk. Including lip seal, which presses into the rough bark of the tree on which the box is fixed to largely prevent water from penetrating the box.

External dimensions: approx. W 22 x H 35 x D 10 cm.

Nesting chamber: approx. 6.5 x 11 cm.

Scope of delivery: Nest Box, Aluminum Nail, wire for fixing.

Weight: approx. 1.5 kg.

Order No. 00 143/6

Central Europe is the habitat of the Forest, Garden and Edible Dormouse as well as the Common Dormouse. Dormice are mainly found in broadleaf and mixed woodland that is safe from flooding, as well as in wild gardens and meadows interspersed with fruit trees. They inhabit lowland areas as well as the central highlands. The continued existence of domestic Dormice is now under serious threat. The far-reaching destruction of what were formerly widely distributed, natural and open woodlands with their relatively high proportion of fallen trees has deprived these animals of their ideal habitat. Their disappearance leads to a severe ecological imbalance. Dormice are excellent climbers and tend to be most active at dawn and dusk and during the night. Depending on type and habitat, Dormice can hibernate for up to seven months of the year.

The KS series has been continuously developed in order to provide an important, alternative refuge for Dormice. Therefore, it enables a low cost contribution to preserving woodland wildlife. The various access holes facing the tree trunk discourage Birds from occupying the box but are ideal for Dormice as well as protecting them from predators (it is important to ensure that the tree trunk is of a suitable diameter). The patented design of these forestry-approved boxes ensures that they are long-lasting, secure and ideal for the intended species, and the trunk cannot grow over the hanger. They can be hung up in dry and widely spaced broadleaf and mixed coniferous and broadleaf woodlands, as well as on the edges of woodland with dense undergrowth, in meadows interspersed with fruit trees and in large, wild gardens.

Height above ground: 1.5 – 3 m, on trees with a trunk diameter of 20 – 30 cm.

Inspection and cleaning: from the front, by means of the removable front panel, which means that the box does not have to be taken down from the tree. Cleaning is usually undertaken between January and March. **IMPORTANT ... watch out for hibernating animals!**



» EDIBLE DORMOUSE BOX 1KS

Dormice depend on lairs in natural deciduous woods. If these are not available they become easy prey for their natural enemies such as Martens and Owls. They value the Box 1KS as a safe roost; depending on the area, for hibernation in the winter too.

Occupants: All indigenous Dormice (Edible, Garden, Forest and Common Dormice).

Entrance: \varnothing 40 mm.

Dimensions: W 17.5 x H 29.5 x D 22.5 cm.

Interior: 12.5 x 12.5 cm.

Weight: 5.7 kg.

Material: SCHWEGLER Wood-Concrete Nest Box. Hanger: steel, galvanised.

Includes: Box, hanger, aluminium nail.

Order No. 00 460/4



▲ large entrance hole on the tree trunk

» COMMON DORMOUSE BOX 2KS

With a body length of 6 – 9 cm, a weight of approx. 15 – 20 g and a tail of almost equal length, the Common Dormouse is the smallest variety found in Central Europe. It is severely endangered over much of this region, and in many cases has disappeared completely. For this reason, in accordance with the EU Fauna Flora Habitat (FFH) Directive, this animal and its habitats enjoy special protection in all member states of the European Union. The SCHWEGLER Dormouse Box has proved its practical effectiveness and is ideally suited for supporting populations of these creatures and for checking on their numbers. The smaller entrance hole and Dormouse barrier makes it difficult or even impossible for other animals to gain access. For improved protection the distance between the rearmost barrier and the tree trunk should be max. 2 – 2.5 cm, which can be achieved on tree trunks with diameter 20 – 30 cm.

Occupants: Common Dormouse.

Entrance: \varnothing 26 mm.

Dimensions: W 17.5 x H 29.5 x D 22.5 cm.

Interior: 12.5 x 12.5 cm.

Weight: 5.8 kg.

Material: SCHWEGLER Wood-Concrete Nest Box. Hanger: steel, galvanised.

Includes: Box, hanger, aluminium nail.

Order No. 00 461/1



▲ small entrance hole and Dormouse barrier



▲ Common Dormouse in 2KS

» NUTHATCH BOX 5KL for parks and forests



▲ feeding Nuthatch



▲ clutch of Nuthatch eggs

Nuthatches prefer to occupy larger boxes like the No. 4 and 5 Owl Boxes, because of their larger internal diameter, rather than alternatively available smaller nest boxes. They fill the large entrance hole with clay and damp soil until it matches their required width of \varnothing 32 mm, thus preventing larger Birds from gaining access. To overcome this, the 5KL has been designed specifically for this uniquely agile species. No sawdust or other similar material need to be placed inside because the Nuthatch, in common with all other small Birds, will construct its own nest.

It is advisable to hang the Nuthatch Box 5KL in parks and forests in direct proximity to the Owl Boxes No. 4 + 5. If there are no Owl Boxes available in the immediate vicinity, the oval Nest Box 2GR on page 8 can be used as an alternative. The Nuthatch usually occupies the larger available cavity. Litter (bedding) is not required. The Nuthatch builds its own nest from pieces of bark. As with all small Birds, it is not necessary to insert material. Shortened version of Owl Box No. 4 + 5 with modified entrance hole size (see page 17).

Material: SCHWEGLER Wood-Concrete Nest Box. Hanger: steel, galvanised.

External dimensions: \varnothing 25 x H 30 cm.

Interior of nesting chamber: \varnothing 20 cm.

Width of entrance hole: \varnothing 32 mm.

Weight: approx. 8.4 kg.

Includes: Nest box, hanger with mounting block and aluminium nails.

Order No. 00 182/5



In the garden the 2GR oval Nest Box (page 8) is advisable for the Nuthatch.

» NESTING BASKETS Material: European Willow



▲ Long-eared Owl



▲ example of fixing



▲ Nesting basket for White Storks

The diameter and shape of the first two Nesting Baskets for Raptors and Owls match those of the natural nests of Crows, Magpies and certain Raptors. The baskets are attached (by wire) to the forks of trees and have proved highly successful. Birds Of Prey and Owls tend to use the same nests and eyries for many years.

The smaller Nesting Basket is supplied with a mulch of mixed tree bark. This should be thoroughly dampened, spread around the basket and pressed in with the palm of the hand. The only changes are made by the Birds themselves each year when they add small branches and twigs to reline the nest. The same process can be applied to the large nesting basket if desired using local materials.



» Size \varnothing 40 cm

Suitable for: Long-eared Owls, Kestrels, Hobbies. Occasionally Peregrines too, in areas where they nest in trees.

Height above ground: 5 m and above.

Sites: Edges of woodland, clearings, areas cleared by windfalls, parks and fruit trees etc. Bedding included.

Order No. 00 244/0



» Size \varnothing 70 cm

Suitable for: Common and Honey Buzzards, Red and Black Kites, Goshawks, Sparrow Hawks and Eagle Owls.

Height above ground: 7 m and above.

Sites: Edges of woodland, in woodlands, clearings, areas cleared by windfalls, parks and fruit trees etc. Delivery without bedding.

Order No. 00 245/7



» Size \varnothing 110 cm

Suitable for: White Storks.

With a flat base to encourage colonization and to assist in increasing the numbers of White Storks in their traditional nesting areas.

Delivery without bedding.

Order No. 00 246/4



▲ Fig. 1: Owl Box No. 4 with
Protective Front Panel



▲ Stock Dove
in No. 4



▲ Tengmalm's Owl
in No. 4



▲ Squirrel Nest
in No. 4



▲ Tawny Owl
chicks in No. 5



▲ Goldeneye in No. 5 –
Special front plate

Owl boxes are installed in parks and forests, not only to promote the diversity of species but also as a means of controlling the Mouse population. The Owl Boxes No. 4 and No. 5 are intended as a substitute for the large holes made by woodpeckers in old trees. These are often taken over by other types of animals, such as Squirrels. Woodpeckers occasionally use these nest boxes as an overnight roost, but each year they will drill out a new hole in a tree to lay their eggs and raise their young.



▲ Fig. 2: Owl Box No. 4

» OWL BOX No. 4 DBP

The front panel of the box can be removed for inspection and cleaning purposes. Birds can be encouraged to use the box if a thick layer of wood shavings or sawdust is spread over the recess in the floor.

Suitable for: Tengmalm's Owls, Stock Doves, Jackdaws, Pygmy Owls and Hoopoes, occasionally Squirrels.

Black, Green and Grey Woodpeckers will sometimes spend the night in these boxes too.

Interior of brood chamber: \varnothing 20 cm. **Entrance hole:** 80x90 mm. **Installation height:** 4 to 6 m.

Ext. dim.: \varnothing 25 x H 44 cm. **Weight:** approx. 9.3 kg. **Includes:** Nest box, hanger, mounting block, aluminium nails.

» **Box No. 4 without predator protection** (see Fig. 1)

Order No. 00 171/9

» **Box No. 4 with Protective Front Panel** (see Fig. 3)

Order No. 00 183/2

Completely with Protective Front Panel (coated metal guard) to deter Martens. The wood-concrete front panel has additional holes in which the guard is screw fixed. Supplied unassembled. **Weight:** approx. 10.3 kg.

» **Protective Front Panel for Box No. 4** (for retrofitting and as a replacement)

Order No. 00 186/3

For description, see Box No. 5 below.

» **Stock Dove Drain Set for No. 4** (please order in addition to No. 4)

Order No. 00 185/6

The moisture, especially that produced by Stock Dove droppings, can be drained away through a floor grille. Stock Doves do not remove the droppings of their young. Depending on the number of young birds, several centimetres of droppings can accumulate. The Drainage Kit therefore ensures optimum Stock Dove breeding.



▲ Fig. 3: Owl Box No. 5

» OWL BOX No. 5

As with Box No. 4, the front panel can be removed for inspection. Here, too, the floor should be covered by a layer of sawdust or similar material.

Suitable for: Tawny Owls, Stock Doves, Jackdaws, and in some areas, Goosanders and Goldeneyes too. For the latter two species we can supply specially adapted nest boxes and special front panels for the No. 5 to attract Goldeneyes and Goosanders. Please let us know your requirements!

Interior of nesting chamber: \varnothing 20 cm. **Entrance hole:** 110x120 mm. **Installation height:** 4 to 6 m.

Ext. dim.: \varnothing 25 x H 44 cm. **Weight:** approx. 9.2 kg. **Includes:** Nest box, hanger, mounting block, aluminium nails.

» **Owl Box No. 5 without predator protection** (see Fig. 3)

Order No. 00 181/8

» **Owl Box No. 5 with Protective Front Panel** (similar to Fig. 1)

Order No. 00 184/9

Complete with Protective Front Panel (coated metal guard) to deter Martens. The wood-concrete front panel has additional holes to which the guard is screw-fixed. Supplied unassembled. **Weight:** approx. 10.2 kg.

» **Protective Front Panel for Box No. 5** (without box, for conversion and replacement)

Order No. 00 187/0

Complete front panel with protection against Martens made of metal sheet for Box No. 5 (fits models made from 1980). Replacement is only supplied as a complete kit (front panel and metal sheet) to ensure accurate fitting, as the wood-concrete front panels have to have precisely positioned drillholes made in the factory in order to connect them with the sheet metal guard. On request we also make extra large sheet metal guards to increase the protective effect still further in some areas.

BIRD CONSERVATION

Tawny Owl Box 1WK



The Tawny Owl (*Strix aluco*) is a native bird species and a member of the Owl family. Its average size is approx. 40 cm and it weighs between 500 and 600 grams. The females are somewhat larger and heavier than the males. They can be identified by their grey-brown, bark-coloured plumage. The large head of the silent hunter sits on a stout body. Its friendly appearance is thanks to its large round eyes in the framed light-coloured facial disc and the highly curved yellowish beak. It is a resident bird and stays almost its whole life long in the same territory. The life cycle can be up to 15 years.

The Tawny Owl is sexually mature with one year and the mating season begins in the autumn. Once a pair have found each other, it mostly stays together their whole life long. The pair has an annual breed, from February to April, depending on the weather, with two to six eggs. They are only brooded by the female and the blind young hatch out after approx. 30 days. A freshly hatched Tawny Owl weighs only around 28 grams. After four to five weeks, the young birds leave the nest. These so-called "branchers" then continue to be fed by both parents for around five weeks. The food spectrum consists of Mice, Rats, Frogs, Earthworms and small mammals. At the age of five months there is hardly any difference in

plumage between the old and young and the wingspan is then in its fully-grown state of approx. 100 cm.

Only half the young birds survive the first year. Its German name "Waldkauz" (small forest owl) indicates its original habitat. It is most comfortable in open deciduous forests and mixed woodlands. If it can't find a suitable tree hollow as a daytime hideaway or breeding cavity, it also accepts quiet places on buildings, barns, rocky ground and eagerly welcomes species-appropriate nest boxes and elongated breeding enclosures.

But as natural and suitable breeding places become ever more scarce, this Owl species increasingly suffers from housing shortage. Monotonous forests (with small ratio of deadwood), parks and young managed forests in particular do not – or only conditionally – provide suitable breeding ground and daytime hideaways for the Tawny Owl.

Installation: It is advisable to install one to two nest boxes in an area of approx. 50 ha.

Natural enemies: Hawks, Eagle Owls or disease and hunger.

Important note: Do not install in the territories of Eurasian Pigmy Owls, Boreal Owls and Little Owls. Small Owls must not be displaced by the installation of Tawny Owl nesting aids.

» TAWNY OWL BOX 1WK with inclination angle | DBP (patented)



▲ 1WK with bracket for fixing on a tree trunk



▲ Installation on or under a branch using a perforated strip

Siting: Forests, parks, cemeteries, etc.

Installation height: from 4 to 6 m.

Entrance hole size: 12 x 12 cm.

External dimensions: 31 cm x 83 cm.

Internal dimensions: 26.5 cm x 56 cm.

Weight: approx. 18 kg.

Cleaning and inspection: Through cleaning flap at the rear of the box.

Includes: Nest box including tree trunk and branch fixing (perforated strip, fixing bracket and two mounting blocks), odour to repel Martens and aluminium nails and bedding.

Order No. 00 249/5

Other **Tawny Owl Boxes** on page 17 → **Owl Box No. 5**
and page 35 → **Tawny Owl Box No. 30**



The **Little Owl**, just 22 cm in length, is in acute danger of extinction. Its main habitats are gardens, small orchards or meadows containing white willows. Depending on the season, it lives mainly on Insects such as Crickets, as well as Woodlice and Mice. It frequently fails to colonise an area because of the lack of suitable nesting sites. Help is now at hand with the SCHWEGLER Little Owl Boxes of which there are four different types. Ornithologists recommend always hanging a minimum of three boxes immediately adjacent to one another since the Birds will use one or more to store food and young Birds will use them as shelter. Such measures will considerably improve the survival prospects for this species.



SCHWEGLER Little Owl Boxes:

Material: All the boxes have an aperture for inspection and cleaning purposes. They are made of a ring of wood or wood-concrete (depending on the model) surrounded by wooden battens and roofing felt.

Bedding: Coarse sawdust or wood shavings and a mixture of sand and sawdust are ideal as bedding. Each of the four Little Owl Boxes is supplied with detailed description and maintenance instructions, and the Aluminium Nails needed to attach it to a branch.

Delivery: Together with flexible metal fixing strips and Aluminium Nails.

Assembly: The boxes should be placed on a horizontal branch of a fruit tree or in white willows, with the entrance hole facing the trunk. This discourages interference by passers-by and also makes it easier for the Birds to fly in and out. The Type No. 22 box is additionally suitable for mounting on trees without horizontal branches.

» LITTLE OWL BOX No. 20 without predator protection



▲ Little Owl (nesting)

Classic Little Owl Box without predator protection. Supplied with clamping band and Aluminium Nails for fixing onto horizontal branches. Cleaning and inspection through the cleaning flap at the rear of the box.

External shape: round, approx. \varnothing 23 cm.

Length: 83 cm.

Interior of brood chamber: \varnothing 18 cm.

Width of entrance hole: \varnothing 65 mm.

Weight: approx. 7.4 kg.

Order No. 00 240/2

» LITTLE OWL BOX No. 20A with protection against Martens



▲ clutch of Little Owl eggs

Little Owl Box with predator protection against Martens by two staggered internal entrance holes. Supplied with clamping band and Aluminium Nails for fixing onto horizontal branches. Inspection and cleaning through separate inspection flap on the opposite side of the entrance.

External shape: round, approx. \varnothing 23 cm.

Length: 83 cm.

Interior of brood chamber: \varnothing 18 cm.

Width of entrance hole: \varnothing 65 mm.

Weight: approx. 7.6 kg.

Order No. 00 241/9



▲ cutaway drawing

» LITTLE OWL BOX No. 20B with protection against Martens and forced ventilation



This innovative nesting box has been developed on the basis of our other Little Owl Boxes which have been very successfully used for many decades. Also, this designed is very popular with Little Owls as well as human users due to large, removable entrance section (good access e.g. during inspection, ringing, etc.). Supplied with clamping band and Aluminium Nails for fixing onto horizontal branches.

External shape: round. **Length:** 83 cm. **Interior of brood chamber:** \varnothing 18 cm.
Width of entrance hole: \varnothing 65 mm. **Weight:** approx. 8 kg.
Order No. 00 247/1

ADVANTAGES:


1. Protection against Martens:

Martens are prevented from entering this box by the two offset entrance holes.



2. Forced ventilation:

The unique, forced ventilation system which is built into the end of the box enables stale air to be replaced without causing a draught (Fig. 2). This system also ensures that no light can enter the box. The amount of droppings and the resulting moisture, which can otherwise adversely affect the successful survival of the brood, is substantially reduced.



3. Cleaning and inspection:

The entrance section can be completely removed, making it easier to clean and inspect the box from the front.



» LITTLE OWL BOX No. 21 with protection against Martens and drainage



▲ sectional view: Type No. 21



▲ Little Owl pellets


Little Owl tube with a labyrinth to protect against Martens. The rectangular shape enables a drainage grille to be installed as a more effective way of removing moisture. A flap at the rear of the tube, opposite the entrance, is provided for cleaning and for inspection. Two opposing internal entrance holes give protection against Martens. Supplied with clamping band and Aluminium Nails for fixing onto horizontal branches.

External shape: rectangular. **Length:** 83 cm.
Interior of brood chamber: 20 x 20 cm.
Width of entrance hole: \varnothing 65 mm.
Weight: approx. 12.9 kg. **Order No.** 00 242/6

» LITTLE OWL BOX No. 22 with predator protection by aromatic repellent



▼ young Little Owls



Little Owl tube for installation on trees without any suitable horizontal branches (three-point mounting). Supplied with clamping band and Aluminium Nails for fixing and telescopic rod.

External shape: triangular.
Dimensions: W 28 x H 23 x L 93 cm.
External shape: quadrant shape ($r = 16$ cm).
Entrance hole: \varnothing 65 mm.
Weight: approx. 9 kg.
Order No. 00 243/3

This model has five special features:

1. Quadrant shape for enlarged floor space
2. The design of the two sides of the roof provides an air gap running along the entire ridge which is very important for providing ventilation.
3. One side of the roof can be removed to provide easy access for inspection and cleaning.
4. A telescopic, galvanized steel rod is ideal for level mounting on trees which, because of their size or lack of horizontal branches (e.g., a pear tree), would normally be unsuitable for Little Owl Boxes.
5. Martens are repelled by aromatic repellent.

» DIPPER AND PIED WAGTAIL NEST BOX No. 19



▲ example of installation



▲ Dipper

Dipper Nest Box No. 19 is very popular for securing existing stocks or restoration of streams, etc. As it is secure against small predators, hatching successes are significantly better than in natural nest location.

Occupants: Dipper and Pied and Grey Wagtails, around buildings also Black Redstarts.

Fixing: The brackets are adjustable and easy to install, using screws or bolts.

Cleaning: Because Dipper nests are usually infested with parasites it is advisable to clean the nest box after the breeding season (i.e., from August onwards).

Material: Plant fibre and wood-concrete (100 % asbestos-free).

Siting: Under bridges and on vertical walls which are directly adjacent to natural, moving water which should be relatively clean. The No. 19 should always be installed at least 0.5 m above the high water line. Practical experience has shown that the box should always be placed above deeper, flowing water, because Dippers tend to dive into the water if danger threatens. For the Pied Wagtail, the No. 19 can also be used in wetlands.

External dimensions: approx. W 19 x H 19 x D 37 cm.

Internal dimensions: 18 x 18 cm.

Weight: approx. 4.7 kg.

Includes: Nest Box, fixing bracket (without screws).

Order No. 00 620/2

» KINGFISHER AND SAND MARTIN NEST TUNNEL



In nature it is well-known that Kingfishers and Sand Martins often re-use older nest tunnels. This type of nest tunnel has been used successfully for decades.

Nest tunnels are advisable where Kingfishers and Sand Martins cannot dig the tunnels themselves. This is the case under the following circumstances:

- » In case of very stony, steep walls.
- » In extremely rooted escarpments.
- » In quay walls.
- » In man-made tipped or similarly erected steep walls.



▲ Kingfisher



▲ young in the nesting chamber



▲ artificially created embankment

Material: Air-permeable and long-lasting lightweight concrete, designed for underground installation.

Design: The floor of both the Nest Box and Tunnel have a fine mesh grid to keep out Rodents. The nesting chamber is protected with a removable lid for cleaning.

Kingfisher nesting habits: This "flying" jewel tends to use two different tunnels or tubes for its first and second brood. It is therefore advisable to put two Nest Tunnels in the same steep slope, keeping them at least 70 cm apart.

Sand Martin nesting habits: Colonies of never less than 12 breeding pairs of Sand Martins congregate on natural moving water or on naturally formed cliffs, as well as in gravel and clay pits. The Nest Tunnel is supplied with detailed installation and maintenance instructions.

External dimensions of tunnel: W 12.5 x H 15 x L 58 cm.

Outer nesting chamber: W 26 x H 17 x L 26 cm.

Inner nesting chamber: W 22 x H 14 x L 22 cm.

Weight: approx. 10 kg.

Order No. 00 640/0

All domestic Bat species are at risk in their habitats and are acutely threatened with extinction!

Bats have been protected by law since 1936. Nonetheless, they are still at risk today and in some places they have even already disappeared. Especially for this group of animals, it is clear that mere legal protection does not have any effect unless targeted, extensive protection concepts combined with species protection projects are started.

In terms of numbers, bats are the second largest group within the mammals, but they are the only ones that can actively fly. Bats are not flying mice (German word for bat = "flapping mouse"). Their scientific name is Chiroptera, i.e. "hand" + "wing".

Bats live worldwide, on almost all continents of the Earth; apart from the Antarctic. There are 900 different species.

24 Bat species have been verified in the whole of Germany and 53 in the whole of Europe.

Bats not only occupy the walls of houses, but also quiet, spacious roofs. A typical "house bat" is, e.g. the Mouse-Eared Bat, a "tree bat" would be the Bechstein's Bat and a representative of the "forest bat" is the Common Noctule Bat.

Bats love warmth. The roosts are therefore mostly south-facing. SCHWEGLER Bat Boxes are coloured black, as this colour attracts heat.



Light, sunny places on forestry paths, windfall or clear felling areas, quiet avenues, large gardens, cemeteries, and many other places are suitable habitats for hanging up Bat Boxes. Ensure a clear, unobstructed approach/entry path. A certain proximity to lakes and streams always proves to be very positive. As bats tend to change their roost spontaneously, Bat Boxes should always be hung up in groups of 3 to 5 boxes at small distances apart. The best height to hang them is between 3 and 6 m. See "Model key for hanging up Bat Boxes" below.

Renovation work, structural alterations on Bat roosts in houses or even the cleaning of Bat Boxes should not be carried out before the beginning of September. Only then do most Bats leave their summer roosts. Bats react far more sensitively than Birds. Here too, the same applies as to Bird Nest Boxes: Simply remove the excrement, do not spray. The cleaning is best carried out using our SCHWEGLER Cleaning Tool, see catalogue page 69. Bats play an extremely important role in the ecological balance. Apart from birds and spiders, bats are among the most important insect exterminators. Bats leave their roosts in the dusk. Birds and Bats, among others, thus share their tasks very skilfully. Birds hunt "harmful insects" during the day and Bats do so at night!

» BATS IN AND ON BUILDINGS

Bats are already well established occupants in our settlements and buildings. Generally unobtrusive, they can often be found in roof spaces, large industrial buildings, under motorway bridges, behind wall cladding and also in basements. It is always important to ensure unobstructed access to the quarters from outside.

Nowadays there is a pressing need to renovate buildings in order to comply with energy conservation regulations, which results in the closure of such accesses, and the new buildings that are being built are so effectively sealed that the animals can no longer find any suitable accommodation. The Bats that typically inhabit buildings include the Common Pipistrelle, Serotine Bat, Natterer's Bat and Barbastelle.

For more than 30 years SCHWEGLER has been developing systems for installation in or on buildings in order to either preserve existing roosts or, in the case of new or replacement buildings, to offer new accommodation for Bats. As shown on pages 49 – 57 numerous ingenious and visually attractive solutions have been found. In addition to meeting the specific needs of the animals considerable attention is also given to ensuring that the design complies with building engineering requirements. This is where the outstanding properties of wood-concrete provide by far the best solution. This has ensured many decades of success without any follow-up costs, making this material much more acceptable to developers, planners and tradesmen, as well as ensuring the long term effectiveness of nature conservation measures.

» MODEL KEY FOR HANGING UP BAT BOXES IN THE FOREST

Quantities given for approx. 15% Bat Boxes in conjunction with Bird Nest Boxes over an area of approx. 10 ha.

Quantity	Type (for 10,000 m²)
10	2F
10	2F with Double Front Panel
10	2FN
8	1FF
2	3FF
4	1FD
3	1FS
2	1FW
1	1FFH
1	2FS or 3FS *

* if necessary, to support small Bats

The recommended distribution is intended only as a rough guide, for example when initiating Bat conservation projects and in the absence of other findings or recommendations. Local or climatic variations as well as the geographical concentration of various species will generally tend to have a significant influence on the key. It should therefore always be adapted individually in accordance with the conditions at a particular location. After a few seasons you will begin to notice that your Bat population will reveal a preference for particular models of Bat Boxes.

For the greatest success, both Bat Boxes and Birds boxes should be put up and can be in close proximity. The availability of Bird Boxes will discourage Birds from occupying Bat Boxes.

General information on Bat Boxes:

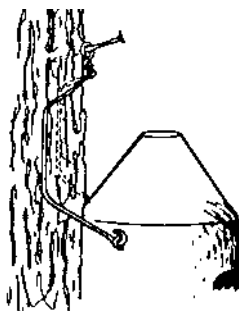
In the case of closed Bat Boxes it is generally advisable to inspect and clean them at least 1 – 2 times a year. However, you should avoid opening summer and winter roots during May to the end of July, so that any nursery roosts are not disturbed. Winter Bat Boxes (e.g. 1FW) should not be opened from November to April, to avoid startling the animals out of their hibernation and to avoid cooling the cavity.

Species such as the Lesser Noctule and the Common Noctule, as well as Daubenton's, Nathusius's Pipistrelle and Bechstein's Bat, are typical representatives of Bats that live in woods and forests. They prefer Bat Boxes as closed systems, as in nature they prefer, for example, woodpecker cavities and hollow tree branches. However, as old, diseased or dead trees tend not to be available or rather are removed from managed forests, natural roosts for Bats have become scarce. Bat Boxes can provide a remedy and are readily accepted by the animals. So-called "House Bats" are mainly those that like to roost in buildings, for example, in roller shutter boxes, behind window shutters, niches and gaps. These are, above all, Serotine, Mouse-Eared and Pipistrelle Bats. These Bats prefer, for example, flat boxes or round boxes with several hanging panel partitions.

» BAT BOX 2F universal



▲ Common Noctule Bat at the entrance hole of a 2F Bat Box



▲ 2F installation

This general purpose Bat Box is ideally suited as an introduction to Bat protection. At the same time it is a readily accepted resting and temporary roost. The textured and spherical interior roof area allows the Bats to hang optimally. If the Bat Box is not occupied after several years for whatever reason, e.g. due to a non-species-appropriate biotope structure, it can be converted into a Type 2M Nest Box by replacing the front panel (see page 7). Providing accommodation for a large number of Bats and offering good value for money, this Bat Box should be an integral part of any measures to protect these animals.

The front panel can be removed for inspection and cleaning.

Fixing: Can be installed in a tree or on buildings, minimum height 3 to 4 metres. Ensure that a clear horizontal approach is provided for the Bats. To ensure optimum accommodation, the Bat Box should be cleaned once or twice a year, or the Bat droppings should be removed.

Material: SCHWEGLER Wood-Concrete Nest Box. Hanger: steel, galvanised.

External Dimensions: W 16 x H 33 x D 16 cm.

Weight: approx. 3.8 kg.

Includes: Nest box, hanger and aluminium nail.

Order No. 00 134/4

» BAT BOX 2F with double front panel



▲ Pipistrelle Bats

The dimensions are the same as the above-named general purpose Bat Box 2F. This box has a special double front panel, made of long-term resistant, grooved wooden boards, which creates a particularly popular and readily acceptable roost for crevice-inhabiting Bats, for example Nathusius' Pipistrelle, Daubenton's and Pipistrelle Bats.

As with the 2F general purpose model, the Bat Box can be easily converted into a 2F Bat Box without double front panel or a 2M Nest Box for Birds at any time. The front panel can be removed for inspection and cleaning.

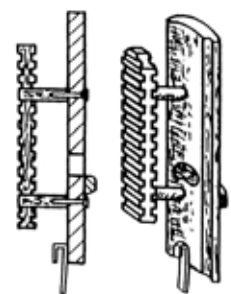
Material: SCHWEGLER Wood-Concrete Nest Box. Hanger: steel, galvanised.

External Dimensions: W 16 x H 33 x D 16 cm.

Weight: approx. 4.1 kg.

Includes: Nest box, hanger and aluminium nail.

Order No. 00 135/1



▲ Double front panel



» BAT BOX 2FN custom-built



▲ Noctule in 2FN Bat Box

This box was developed exclusively for Bats and unlike Bat Box 2F cannot be converted into a Bird Nest Box. It is made to the latest findings and has been used successfully in practice for many years. The intermediate floor ensures that it provides the best possible protection against small predators, draughts and bright light.

With two access options: The Bats can land on the tree trunk and climb in from underneath or fly away directly from the wide entrance area at the front. The roost is largely self-cleaning, as the droppings can fall out of the bottom of the cavity. Nonetheless, checking and cleaning are recommended if the Bat Box is used by large numbers of Bats. **This type is especially suitable for forests and parks.** The front panel can be removed for inspection and cleaning.

Result from practice: 28 Common Noctule Bats (*Nyctalus noctula*) with 9 young Bats in a Bat Box 2FN.

Material: SCHWEGLER Wood-Concrete Nest Box.

Hanger: steel, galvanised.

External Dimensions: W 16 x H 36 x D 16 cm.

Weight: approx. 4.9 kg.

Includes: Nest box, hanger and aluminium nail.

Order No. 00 136/8

» SMALL BAT BOX 3FN



▲ More than 14 Soprano Pipistrelle Bats (*Pipistrellus pygmaeus*)

Occupants: especially for small Bat species.

Material: SCHWEGLER Wood-Concrete Nest Box.

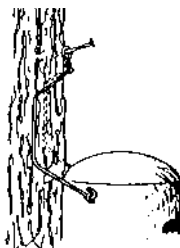
Hanger: steel, galvanised.

External Dimensions: W 16 x H 36 x D 16 cm.

Weight: approx. 4.9 kg.

Includes: Nest box, hanger and aluminium nail.

Order No. 00 138/2



Specially adapted Bat Box based on the tried and tested 2FN. Thanks to the smaller entrance openings at the front and in the floor, this model provides increased protection against natural enemies. Also recommended in areas with large numbers of dormice. The intermediate floor ensures that it provides the best possible protection against small predators, draughts and bright light.

With two access options. The Bats can land on the tree trunk and crawl in from underneath through the opening in the floor, and fly away directly from the wide front entrance area. The roost is partly self-cleaning, as some droppings can fall out of the bottom of the cavity. Nonetheless, checking and cleaning are recommended if the Bat Box is used by large numbers of Bats. The front panel can be removed easily for inspection and cleaning.

» FLAT BAT BOX 1FF with built-in wooden rear panel | DBP (patented)



Material: SCHWEGLER Wood-Concrete. Hanger: steel, galvanised.
Ext. Dim.: W 27 x H 43 x D 14 cm.
Entrance: D 12 x 24 mm x L 21 cm.
Weight: approx. 9 kg.
Includes: Box, hanger and aluminium nail.
Order No. 00 139/9



▲ Noctule Bats



▲ Lesser Noctule Bats



▲ Practical example

The Flat Bat Box 1FF is a crevice roost that is open at the bottom. It can be used even in extremely steep locations and it is maintenance-free, i.e. it does not have to be cleaned. Because the flat box is open at the bottom, droppings can fall out. The Flat Bat Box also has a large inspection flap that can be opened. The 1FF has been fitted with a roughed wooden back panel, made of very resistant wood, to level out temperature fluctuations in the spring and autumn. This means that the animals can use the cooler wood-concrete or the warmer wooden panel depending on their individual climatic needs.

This box has proved highly effective under practical conditions everywhere, in gardens and forests as well as on urban buildings and balconies. Thanks to the central fixing only a nail or screw is required to fix the box securely in position; an added advantage on lightweight panel walls or in rented accommodation. There is a radial recess at the rear that enables good and steady installation on masts or tree trunks. Thanks to its additional four support points it can also be attached securely to houses, garages, towers, hunting hides and walls. The vertical and horizontal narrowing of the box makes it very suitable for all crevice-inhabiting Bat species. It offers the animals optimum interior depth wherever it is hung up, i.e. back contact on and with the wood or wood-concrete on the inside.

» FLAT BAT COLONY BOX 3FF DBP (patented)



▲ Model with additional inspection hatch

In order to satisfy current practical requirements (self-cleaning, universal use, easy inspection) and even greater adaptation to the genera and regional needs of the individual species, the new self-cleaning SCHWEGLER Flat Bat Colony Box 3FF (with and without inspection hatch) has been developed on the basis of the tried and tested SCHWEGLER Flat Bat Box 1FF.

Soprano Pipistrelle Bats with an additional, larger hanging space for species that tend to roost in caves, such as Noctule Bats. At the same time, it is possible to move between the hanging zones internally, for example, to adjust to weather-induced changes. Depending on the temperature the animals can vary the level at which they hang, or in cold weather they can move more closely together in the roost and on hot days there is sufficient space for them to spread themselves or move apart accordingly within the 3FF to achieve an interior climate that is favourable for them. The 3FF also provides sufficient space for larger groups of female Bats, which convene in so-called nursery roosts. If inspections are necessary, for example, for functional or scientific reasons, we recommend Version 3FF with inspection hatch. In the late summer the enlarged interior volume is an advantage, especially as a transition and mating roost. In Central Europe the 3FF is an excellent all-purpose roost for a large number of species, which takes into account the changing needs of the animals during the Bat year (except for hibernation; special overwintering boxes are used for this, e.g. SCHWEGLER 1FW, 1WQ, etc.).

The 3FF is self-cleaning, i.e. the Bat droppings can fall out freely from the underside without blocking the entrance if the box is densely occupied. On the one hand, the special design of the entrance slot prevents excessive incident light and draughts, and on the other it also enables pregnant animals to access the box safely.

Installation: 3 m and higher on trees, posts, hunting hides and walls.

Material: SCHWEGLER Wood-Concrete. Hanger: steel, galvanised.

Colour: schwarz. **Dim.:** W 27 x H 43 x D 20 cm. **Weight:** approx. 9.5 kg.

Includes: Box, hanger and aluminium nail.

3FF without additional inspection hatch Order No. 00 239/6

» Model with inspection hatch If increased inspection frequency is planned for these boxes, we recommend the 3FF model with additional inspection hatch. Thanks to the hatch, the whole interior can be inspected with a mirror or torch. In the version without hatch the interior cannot be examined completely without opening the front panel.

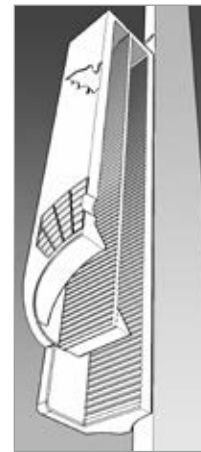
3FF with additional inspection hatch Order No. 00 238/9




▲ 3FF opened



▲ Common Noctule



▲ Cutaway view



▲ Noctule Bat

Native Bats are largely dependent on forests as a habitat. Female colonies raise their young inside the hollows of old trees. The males inhabit narrow crevices on their own, and in autumn lure the females to their mating roosts. It is typical for all Bats to frequently move from one roost to another, and this means they require a large number of suitable tree hollows and crevices. However, in our forests ideal retreats are scarce.

- » The additional entrance hole in the front also makes it easy for young animals to get into the cavity.
- » In the upper area there is a hole which connects the chambers.

» UNIVERSAL BAT BOX 1FFH summer roost

Through continuous research, SCHWEGLER Nature Conservation Products has expanded its extensive range of roosting aids. The result of this development is a Universal Bat Box with numerous innovations and many tried and tested features:

- » the universal Bat Box has both hollows and crevices where the animals can retreat
- » the high ceiling inside ensures a favourable microclimate
- » crevices and hollows permit a wide range of species to roost
- » a forestry-approved mounting
- » maintenance-free, self-cleaning
- » durable, safe and weather-resistant
- » a quality product made in Germany

Summer roost: The universal box is an ideal retreat for all Bats inhabiting forests. The innovative interior design of both roosting areas provides the Bats with an ideal climate from early summer to late autumn. The rear compartment is perfectly designed for larger species and is sufficiently large for female colonies and their young, as well as for groups of mating Common Noctules. Species inhabiting crevices, such as Nathusius's Pipistrelle and Natterer's Bat, can use the small cavities of the forward compartment as a safe daytime sleeping area. The narrow entrance hole provides sleeping Bats with extra protection against predators and disturbances. The universal box is also self-cleaning and maintenance-free. Both daytime sleeping areas feature clinging surfaces made of untreated wood, and quality SCHWEGLER wood-concrete. The grooved design makes it possible even for younger, less adept animals to safely cling to the walls. The inside ceiling height is suited to the needs of more than ten species of Bat inhabiting forests. Whenever the weather changes the Bats can choose a sleeping area which offers them the best possible ambient climate.

Materials: Weather-resistant, breathable SCHWEGLER wood-concrete. Clinging surfaces made of untreated, durable wood. Stainless steel mounting bracket.

Where to install: Trees, masts, raised hides. 4 supports built into the semi-circular rear surface ensure the universal box is stable, safe and secure in windy weather.

Best installed at 3 to 5 metres above ground. Bats need numerous roosts and retreats at all times. Even colonies move to different roosts after a few days, sometimes even daily. It is possible to install groups of Bat Boxes of any type, thereby increasing the likelihood of inhabitation and ensuring their long-term use. Bats prefer the flight paths to their roosts to be unobstructed. This will reduce the time it takes for a box to be inhabited.

Cleaning and checking the box: Self-cleaning and maintenance-free. Use a torch or mirror on the underside of the box to check whether the box is inhabited. The universal box cannot be opened.

Interior of the box: 2 separate compartments with clinging surfaces, for Bats inhabiting crevices and tree hollows. Dimensions: 20 cm wide, 74 cm and 64 cm high, narrow entrance hole for protection against predators.

External dimensions: approx. H 87.5 cm x W 24.5 cm x D 19 cm.

Weight: approx. 16 kg.

Includes: Nest box, stainless steel hanger and aluminium nail.

Order No. 00 130/6

Optionally, the 1FFH can be attached using two Hanging Blocks

Optional Hanging Block Order No. 00 199/3

Contains 1 block + 3 aluminium nails.

You need **two** blocks!



» BAT COLONY BOX 1FS universal



Material: SCHWEGLER Wood-Concrete Nest Box. Hanger: steel, galvanised.

External Dimensions:
W 28 x H 44 x D 28 cm.

Weight: approx. 10 kg.

Order No. 00 133/7



◀ Common Noctule Bat

This type of box is readily used for forming large colonies, especially by Common Noctule Bats, Daubenton's Bats and Brown Long-Eared Bats. Nursery roosts with between 70 and 100 animals (including Noctule Bats) are common. Thanks to the large interior and the integrated clinging options, for large numbers of individuals, this type of box is very attractive for forming nursery roosts and for rearing young. The 1FS has been used extremely successfully in Germany and abroad for decades. Regular removal of the droppings is recommended in case of high occupancy figures. It is also useful for estimating the occupancy and acceptance of the box. The box is suitable as a summer and temporary roost. We recommend the Type 1FW for overwintering or hibernation.

Interior design: The front panel consists of triple corrugated wooden boards. On the inside of the roof there is a special clinging panel with insulated mesh, where Bats find optimum clinging and clutching/clawing sites. Removable front panel for inspection and cleaning.

Hanger: Tree and forestry-compatible Aluminium Nails and C-Block.

Includes: Nest box, hanger with mounting blocks and aluminium nails.

» BAT HIBERNATION BOX 1FW DBP (patented)



Ext. Dim.: W 38 x H 50 x D 38 cm.

Internal dim: Ø 20 cm, H 38 cm.

Weight: approx. 36 kg.

Order No. 00 137/5



▲ Double-panel system



▲ Front panel made of triple, corrugated wooden boards



▲ Noctule Bat

The Bat Hibernation Box is based on the interior of the 1FS with the triple and corrugated wooden boards as clinging option and crevice roost. However, in addition, with its patented double-panel system with several insulation layers, the 1FW also offers unsurpassed insulation in the winter. Despite this, the breathable material and forced ventilation ensure safe hibernation of Bats. Equally suitable as a nursery roost and for colony formation in the summer. The front panel is opened without the clinging panels; these can then be removed separately after the front panel has been opened. This ensures easier handling. **As this roost is also a very popular place for larger Bat colonies to occupy, it is absolutely important to remove droppings from this nest box and to clean it at least once or twice a year.** This makes this box an ideal colony roost all-year round. However, the Bat Box should not be opened during the winter months, in order to avoid extreme temperature fluctuations in the interior.

Material: SCHWEGLER Wood-Concrete Nest Box. Hanger: steel, galvanised.

Interior design: Removable crevice roost made of long-term resistant, corrugated wooden boards. There is a special clinging area inside the roof. Front panel with protection against falling out.

Installation: Tree and forestry-compatible using Aluminium Nails and two C-Blocks with simultaneous protection against falling out on the hanger and on the front panel. Optimum hanging height at least 3 metres. A clear entrance accelerates settlement success.

Includes: 1FW, Hanger, two Mounting Blocks, Aluminium Nails and instructions for use.



▲ Noctule Bat

BAT CONSERVATION

Bat Box 1FD
Bat Colony Box 2FS
Bat Colony Box 3FS

» BAT BOX 1FD with triple front panel | for small Bats



The Bat Box 1FD has been developed as a special nursery roost, among other things for small Bats and is used very successfully in practice.

The interior, as well as the type and size of the entrance hole have been especially adapted to the needs of small Bats. The interior roof design,



▲ Pipistrelle Bat

the chamber height and the double, corrugated wooden boards and their ideal spacing have had a very positive effect on the acceptance of this box type.

External Dimensions:

W 16 x H 36 x D 16 cm.

Weight: 4.8 kg.

Order No. 00 132/0

Material: SCHWEGLER Wood-Concrete Nest Box. Hanger: steel, galvanised.

Occupants: Small Bats such as Pipistrelle and Nathusius' Pipistrelle Bats as well as Daubenton's Bats and Long-Eared Bats, possibly Pond Bats.

Possible applications: Especially in mixed Bat zones and for initial settlement attempts, this Bat Box is an absolute must! The front panel can be removed for inspection and cleaning. Supplied with hanger and aluminium nail.

Includes: Nest box, hanger and aluminium nail.

» BAT COLONY BOX 2FS for small Bats



▲ four attached wooden clinging panels, preferably Pipistrelle Bats, Natterer's Bats, Brown Long-Eared Bats

Large day roost Bat Boxes **2FS** and **3FS** for small Bats. These two Bat. These two Large Bat Cavities are an add-on to Bat Cavity 1FD and are used as soon as larger groups of residents have developed. Each equipped with a narrow, anatomically shaped entrance, tried and tested for the cavity type, they prevent larger Bats, Birds, Dormice and Mice from intruding. The smaller species such as Natterer's, Whiskered, Daubenton's, Pipistrelle and Nathusius' Pipistrelle Bats, etc. can rear their young in a larger group without being disturbed. The interior of the cavity is aimed at precisely this.

Material: SCHWEGLER Wood-Concrete Nest Box. Hanger: steel, galvanised.

Installation: Tree and forestry-compatible Aluminium Nails and C-Block.

Includes: Nest box, hanger with mounting block, aluminium nails.

Order No. 00 233/4

External Dimensions:

W 28 x H 44 x D 28 cm.

Weight: approx. 10.2 kg.

» BAT COLONY BOX 3FS for small Bats



▲ Clinging panels: Lightweight concrete

For info see 2FS. Interior design with clinging panels made of SCHWEGLER lightweight concrete, securely integrated on the cavity carcass, at right-angles to the entrance.

Material: SCHWEGLER Wood-Concrete Nest Box.

Hanger: steel, galvanised.

External dimensions: W 28 x H 44 x D 28 cm.

Weight: approx. 12 kg.

Hanger: Tree and forestry-compatible Aluminium Nails and C-Block.

Includes: Nest box, hanger with mounting block, aluminium nails.

Order No. 00 234/1



▲ Preferred settlement by Midges and Daubenton's Bats.

» BIRD SILHOUETTES



Material: Self-adhesive, high quality plastic film, UV-resistant, which will last many years outdoors.

Density: In an extreme case, up to 9 motifs may be necessary for a window area of one square metres. It is sometimes useful to stick them on both sides (mirror effect).

Sheets: Each sheet contains three silhouettes in different sizes.

Cleaning: Clean only with water and not with any abrasives. Never use stringent cleaning products; also in the interest of the environment.

Birds are unable to recognise a transparent pane of glass. We can help to prevent them from flying into glass and killing themselves by applying these silhouettes of Birds of Prey to windows, conservatories, noise protection screens, bus shelters, etc. Official studies have shown, for example, that two Birds are killed annually for each running metre of transparent noise reduction screens. This is a shockingly large number and every effort should be made to avoid further losses. In a time during which nature is becoming increasingly depleted, we should avoid doing anything that causes further victims in the bird world and sacrifices nature. Stickers attached close together over the entire surface, for example, silhouettes, patterns, stripes, are ideal for completely preventing bird strikes.



White silhouettes
Order No. 00 435/2
Black silhouettes
Order No. 00 436/9
Red silhouettes
Order No. 00 437/6

» WINDOW STICKER



Stickers for windows, conservatories and other glass surfaces. Visible from the inside and outside. Adherent without adhesive, can be pulled off without leaving behind residues and reusable. Can be wiped off with all standard glass cleaners.

Application: Clean the glass surface with a damp cloth. Position window stickers on the glass surface and press the surface with wiping movements towards the edge to remove air bubbles.

Size: 310 x 310 mm.

Contents: 2 sheets, 12 stickers.

Order No. 00 434/5



Photos: © Komar

» CAT DETERRENT



This is used to prevent Cats from climbing trees and reaching Birds' nests. The individual links are inserted into one another to match the circumference of the tree trunk. On trees with small trunks two can be mounted one above the other for added security. Supplied together with protective plastic caps for the long wire ends.



▲ Assembly

Installation: The shorter spikes should be at the top.

IMPORTANT: Always install well above head height to ensure there is no risk to children or others playing around the tree. Protective plastic caps enclosed.

Type for trees with a circumference of up to 70 cm.

Order No. 00 260/0

Type for trees with a circumference of up to 115 cm.

Order No. 00 270/9



▲ Sales packaging

» RAPTOR GLOBE



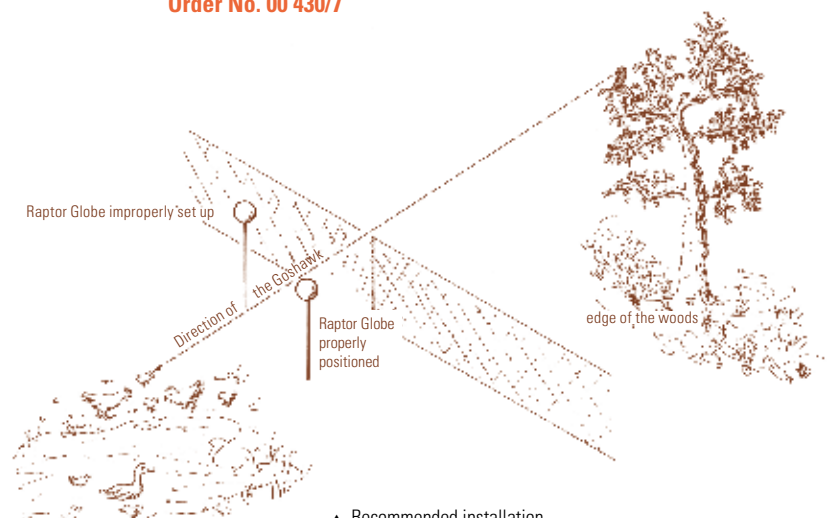
This has been successfully used for decades to repel Birds of prey in poultry pens, to protect free range hens, dove-cotes, pheasantries and open gardens. The Birds of Prey are frightened by their own reflection when they fly towards the globe.

Siting: Place near the Hens, etc., you are protecting. If possible, position midway between them and the perch used by the raptor. Precise positioning details are supplied.

Material: High quality glass with inner silver coating. Fit onto a wooden pole such as a broom handle, for example (not supplied). The cork supplied with this item must be used to form an insulation barrier between the glass and the pole.

Dimensions: Ø approx. 22 cm.

Order No. 00 430/7



▲ Recommended installation

» HEDGEHOG DOME WITH INSULATED BASE



The Hedgehog is the oldest living species of mammal. The excellent protection offered by its spines have enabled it to survive relatively well for thousands of years. When in danger it rapidly rolls up into a ball and extends its spines, making it almost impossible to attack. This species only began to face serious danger in the modern age, with the introduction of many poisonous chemicals, over-cultivated landscapes devoid of hedges, undergrowth and piles of weeds, and excessive traffic. Hedgehogs like undergrowth, thick hedges and piles of wood, brushwood, hay or straw, where they can hide during the day or construct a nest. They also seek out old boxes, or make a home for themselves under stairs or in garden sheds. Mostly they prefer slightly neglected gardens or plots of land which have not been sprayed with poisons and contain no slug pellets, which are fatal for them. The Hedgehog is a nocturnal animal that goes in search of food at dusk. They are very beneficial to us because they consume what we consider "pests", such as Snails, Caterpillars, Beetles, young Mice, etc. Anyone who has a Hedgehog, or a family of them, in the garden should do everything possible to enable these useful animals to remain.

A SCHWEGLER Hedgehog Dome is ideal if you want to help the Hedgehogs in your garden: just unpack it and place it in position, that's all you have to do. The Hedgehog Dome offers the Hedgehog everything it needs, except perhaps for food: a weatherproof cover, an insulated floor and soft hay in which to hide.



▲ Hedgehog Dome with insulated base

The SCHWEGLER Hedgehog Dome encourages Hedgehogs to settle in a particular area and provides year-round shelter, including during the winter months. Detailed instructions are supplied.

Siting: Preferably at the edge of the property, the entrance to the dome should be protected from draughts and direct sunshine (side facing away from the weather). Where possible, the entrance should not lead through lawns or area of grass that are mostly damp at night.

Nest material: Hay or scrunched up balls of newspaper can be used as nest material. Special untreated hay is included.

Material: Insulating SCHWEGLER wood-concrete.

Colour: Brown protective coating for a balanced temperature.

Entrance: 11 x 12 cm.

Internal dimension: Ø 44 cm.

External dimension: Ø 48 cm.

Height: 30.5 cm.

Weight: approx. 17 kg.

Order No. 00 390/4



» HEDGEHOG FOOD



Wholesome complete feed for hedgehogs especially with plenty of protein from meat, insects, nuts, eggs and grain. The feed has been largely adapted to hedgehogs' natural eating habits. Ideally suitable for supporting free living hedgehogs in the summer or as food for hibernation.

Hedgehog feed 750 g Order No. 00 395/9

Please never feed Hedgehogs anything containing salt, spices or sugar, i.e. avoid any leftovers from the table. No milk! However, Hedgehogs will be grateful for some water in a shallow dish. Hedgehogs in the wild which weigh less than 500 g at the beginning of November are unlikely to survive hibernation. It is advisable to help them, and assistance is available from the many Hedgehog rescue centres.

By the way ... many veterinary practices treat wild animals (including Hedgehogs) free of charge, but but you should preferably enquire beforehand.



Every year countless numbers of Frogs, Toads, Newts and Salamanders are killed on the roads on their way to their spawning grounds. In each location, hundreds and even thousands of animals can die. An effective and simple way of preventing this is to set up our Rescue Fence. This guides them safely towards containers which are buried in the ground and into which they safely fall. The animals are then regularly collected, brought over to the opposite side of the road and released near the ponds where they spawn.

» AMPHIBIAN RESCUE FENCE made of special wind-permeable fabric



▲ Post with adjustable net holder



▲ Container buried in the ground

ACCESSORIES » Netting only without accessories

Individual rolls of woven fabric (without accessories) for use as spares or for attaching to existing fences adjacent to roads or similar sites. Ideal for attaching by means of cable ties to mesh fencing.

Dimensions: length 100 m, height 50 cm.

The net connectors can be used to join several 100 m of netting together in a row.

Order No. 00 551/9

The SCHWEGLER Amphibian Rescue Fence contains everything needed to provide rapid assistance. The highly tear-resistant HDPE synthetic fabric is suitable for all weathers and, being UV-stable, will last for many years. It is water- and dirt-repellant and is more effective at resisting gusts of wind than plastic sheets. Under practical conditions the material and the height of the fence have proved to be highly effective. The SCHWEGLER Rescue Fence for amphibians has been designed for temporary erection when the animals are migrating, and the emphasis is on rapid and flexible installation.

100 m Rescue Fence includes:

- » 100 m green woven plastic netting, height 50 cm
- » 60 galvanized supporting posts
- » 60 height adjustable net holders
- » 100 galvanized pegs
- » 6 net connectors (used when joining two 100 m nets)
- » 10 buckets to catch the amphibians

» Complete Fence 100 m, SCHWEGLER Amphibian Rescue Fence
Delivery including accessories.

Order No. 00 550/2

» A+R RESCUE FENCE Amphibian and Reptile Rescue Fence



▲ Post with adjustable net holder



▲ made of windproof sheeting

» Complete Fence 100 m, SCHWEGLER A+R Rescue Fence
Delivery including accessories.

Order No. 00 552/6

The A+R Rescue Fence is designed as a mobile guide for Amphibians and Reptiles. They are guided along the fence erected alongside traffic routes and are collected in buried pitfall buckets. The windproof woven sheeting is more susceptible to squalls and slipstream caused by passing vehicles than models with knitted netting, as used for the SCHWEGLER Amphibian Rescue Fence.

Includes for 100 m (complete fence):

- » 100 m green UV-resistant sheeting (reinforced), height 60 cm
- » 120 retaining posts, galvanised
- » 120 post fasteners
- » 100 ground stakes (pegs)
- » 2 screw sheeting connectors
- » 10 buckets as pitfall container
- » Assembly instructions

All components are also available separately as replacements at any time.



The Peregrine Falcon, an impressive globetrotter. This species of Bird is found almost everywhere around the world: with the exception of a few isolated areas, it breeds across almost the whole of Europe. The Peregrine Falcon (lat. *falco peregrinus*) is capable of very fast flight, and is noted for the speed which it attains when diving to catch its prey, which can reach 200 kph in short bursts. Like all Birds of Prey the female is much larger and heavier than the male. In Europe this Bird almost became extinct due to the effect all kinds of chemicals in the environment, poaching, the spread of sporting activities and many other factors. Stricter nature conservation measures have aided recovery but it still remains at risk. The breeding habits of these Birds in Europe are both unusual and fascinating. For example, in Central and Southern Europe they are found exclusively on rock faces, cliffs and buildings, while they also breed in trees in Eastern and Northeastern Europe.

How can we help? Peregrine Falcons are a popular sight in our towns and cities. Because their diet consists almost entirely of Birds they help to keep the numbers of feral Pigeons in check, making them the most natural and cheapest method of controlling the numbers of these Birds. Unfortunately, as a result of building renovation and/or the construction of new buildings with their relatively smooth façades and roofs, it is becoming increasingly difficult for Peregrines to find suitably sheltered spaces. The creation and installation of artificial nesting aids has proved very useful in this respect. These boxes have been developed as a result of experiments carried out over many years, and with the biological knowledge that has been gained about their breeding requirements. The main features are:

- » the provision of a spacious, protected and securely attached breeding space for these Birds of Prey.
- » a robust and long-lasting structure that requires little maintenance.



▲ Peregrine Falcon Nest Box on the Berlin town hall

» PEREGRINE FALCON NEST BOX

The spacious interior offers the Birds plenty of room in which to create a nesting site, and in particular the young have enough space to exercise and develop their flight muscles. The built-in "balcony" makes it easier for the Birds to leave and return to the box. A perch is also included, and this is important because the young Birds are prone to falling out of the nest site. Webcams can be installed inside the box for monitoring or observation purposes.

Method of installation / suitable sites: E.g. in quarries or on high buildings such as towers, silos, high rise buildings, highway bridges (for example on or around the abutments).

Installation height: Generally in heights above 25 – 30 m. North- or east-facing sites have proved to be most effective. The "balcony" with its perch should be placed so that there is a clear area directly below. The box can be attached directly to a building using screws (e.g. on flat roof sections) or, by means of a mounting rack and wall plugs, onto an outside wall.

Recommended litter/ bedding: Place some gravel or other loose material in the box. Peregrines do not construct nests, instead the female scrapes a hollow in which to hatch the eggs. The breeding period starts any time between mid-March and the beginning of April.

Material: Special, high-strength, reinforced lightweight concrete. This ensures that the box is very long-lasting (decades) and allows a proper and structurally correct manner of installation. The naturally grey, smooth concrete can be painted individually during installation to match the building, if required.

Ext. dim.: W 80 x H 73 x D 130 cm.

Nesting chamber: W 67 x H 54 x D 72 cm.

Weight: approx. 260 kg (empty box).

Supplied with: box with integrated drainage holes, removable inspection flap, perch.

Order No. 00 305/8



▲ Peregrine Falcon Nest Box with optional Mounting rack

» OPTIONAL ACCESSORY: MOUNTING RACK

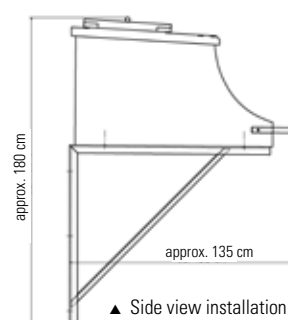
Installing the box on walls. The fixings between the box and the bracket are supplied. The attachment and fixings between the bracket/wall must be arranged in accordance with the particular site and obtained separately. The bracket is provided with 6 holes on the wall side. Detailed layout and dimensions for planning of installation are available on request.

Material: welded and zinc-plated steel construction.

Dimensions: Mounting rack with attached Nest Box approx. W 80 x H 180 x D 135 cm.

Weight: approx. 65 kg.

Order No. 00 308/9



▲ Side view installation

BIRD CONSERVATION ON BUILDINGS

Kestrel Nest Box 2TF
Jackdaw Nest Box 2CM



» KESTREL NEST BOX 2TF Registered design



The Kestrel is a very adaptable species. As a synanthropic bird, i.e. living in a habitat made or altered by humans, it has settled successfully in the human environment. Based on our Kestrel Nest Box No. 28, which has been used very successfully for more than 25 years, a modern version has been developed especially for use on buildings. Apart from the ornithological needs of the animals, attention was paid to proper, technically perfect attachment to the building. Thanks to the curved shape and light-grey colour, the nesting aid does not constitute a visual foreign body on the building but instead integrates harmoniously on the structure. Thank to the large entrance, the Kestrel Box 2TF can be cleaned and inspected conveniently from time to time or if necessary.

To accelerate settlement by Kestrels, we recommend placing a mixture of moist, coarse sawdust, wood shavings and washed sand in the Nest Box.

Includes: Nest Box, perch, X-bracket, screws, universal wall plugs (check on site whether the supplied screws are suitable for the substrate), locking screw, installation instructions.

Material: Weather-resistant SCHWEGLER wood-concrete, stainless steel X-bracket.

Installation: at least 6 – 8 m installation height, on the external walls of buildings, walls, chimneys, industrial plants. A mounting surface at least 30 cm wide is required. Distance between the nest boxes at least 400 m (depending on the feed available).

External dimensions: W 50 x H 37 x D 46 cm (including perch).

Internal dimensions: W 30 x H 35 x D 31 cm (less taper).

Colour: light grey.

Weight: approx. 17 kg.

Order No. 00 255/6

» JACKDAW NEST BOX 2CM Registered design



Suitable Jackdaw roosts should be offered, especially where old buildings are renovated and structural changes are made. The Jackdaw, as a medium-sized Corvid, is very social and forms breeding colonies if the conditions are suitable. Based on the Jackdaw Nest Box No. 29, which has been used very successfully for more than 25 years, a more modern version has been developed especially for use on buildings.

The front panel of Jackdaw Box 2CM can be removed completely by undoing the side wing screws.

Because the screws are positioned to the side, away from the entrance, it is not possible for the Jackdaws to open the box.

Includes: Nest Box, perch, X-bracket, screws, universal wall plugs (check on site whether the supplied screws are suitable for the substrate), locking screw, installation instructions.

Material: Weather-resistant SCHWEGLER wood-concrete, stainless steel X-bracket.

Installation: at least 6 – 8 m installation height, on the external walls of buildings, walls, chimneys, industrial plants. A mounting surface at least 30 cm wide is required.

Distance between the nesting boxes: 1 – 2 m.


External dimensions: W 50 x H 37 x D 42 cm

Internal dimensions: W 30 x H 35 x D 31 cm (less taper).

Colour: light grey.

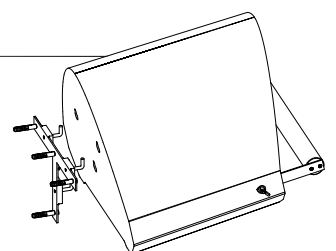
Weight: approx. 21 kg.

Order No. 00 256/3



▲ X-bracket for 2TF and 2CM

Nest Boxes 2TF and 2CM are fixed onto the building wall with an X-bracket made of stainless steel. To this end, the X-bracket is screwed onto the wall with 4 screws (and wall plugs if necessary) and the Nest Box is hung on the retaining hooks and secured with an additional locking screw. Alternatively, both the 2TF and the 2CM can also be installed in niches, on projections or on flat roofs without the X-bracket.



» NEST BOX No. 28 FOR KESTRELS



▲ Kestrels in Nest Box No. 28

The Kestrel is a Bird of Prey that seeks its food on the ground. Farmers and foresters welcome it because of its preference for Field Mice which, together with other types of mice, account for 80 or even 90 per cent of its diet. Kestrels tend to remain in the same area. This nesting aid, which has been used to great effect for decades, can be easily and flexibly attached to almost any surface using the strap supplied (e.g. with screw-in hooks, cable ties, clamps etc.)

Material: SCHWEGLER Wood-Concrete Nest Box. Hanger: steel, galvanised.

Bedding: To encourage the Birds to adopt the box a mixture of coarse sawdust, wood shavings and washed sand should be moistened and placed inside.

Height above ground: Best 6 to 8 m (minimum installation height: 2.5 to 3 m).

Siting: On solitary trees, quiet places on the edge of woodlands, barns in open countryside, electricity masts, silos, wind generators, etc. The following sites are recommended in urban areas: large buildings, high walls, chimneys, industrial buildings, churches, etc. In the absence of trees the boxes can be installed on high poles to assist the Birds in their hunt for mice.

Entrance hole: Facing south-east or away from the prevailing wind.

Alternatively under rafters, in recesses on historic buildings, in gaps in masonry, etc.

External dimensions: W 33 x H 36 x D 45 cm.

Interior of nesting chamber: W 30 x H 34 x D 30 cm.

Width of entrance: 17 x 24 cm.

Weight: approx. 13 kg.

Includes: Nest box, hanger, hook and bedding.

Order No. 00 251/8



▲ young Kestrels

» JACKDAW NEST BOX No. 29



Jackdaws are another endangered species. They live in colonies, and therefore several Nest Boxes should be installed in the same area or on a building. The front panel, containing the entrance hole, can be removed for cleaning and inspection. The screws used for attachment have been designed to withstand the Jackdaw's tendency to "play" with things.

Material: SCHWEGLER Wood-Concrete Nest Box. Hanger: steel, galvanised.

Siting: Residential buildings, external walls, churches, silos, industrial buildings, etc.

Height above ground: min. 6 – 8 m.

Entrance hole size: Jackdaw \varnothing 8 cm. (Tawny Owl version approx. 12 x 12 cm.)

Approx. 1 to 2 m distance between nest boxes is advisable.

External dimensions: W 33 x H 36 x D 45 cm.

Brood chamber: W 30 x H 34 x D 30 cm.

Weight approx.: 13.5 kg.

Includes: Nest box, hanger and hook.

Order No. 00 252/5



▲ Installation example

» TAWNY OWL BOX No. 30



▲ Nest Box No. 30 with tree trunk fixing

The Tawny Owl is most comfortable in open deciduous forests and mixed woodlands. If it can't find a suitable tree hollow as a daytime hideaway or breeding cavity, it also accepts quiet places on buildings, barns, rocky ground and eagerly welcomes species-appropriate nest boxes and elongated breeding enclosures. But as natural and suitable breeding places become ever more scarce, this Owl species increasingly suffers from housing shortage. Monotonous forests with small ratio of dead wood, parks and young managed forests in particular do not – or only conditionally – provide suitable breeding grounds and daytime hideaways for the Tawny Owl.

Material: SCHWEGLER Wood-Concrete Nest Box. Hanger: steel, galvanised.

Siting: forests, buildings, rock faces, etc.

Installation height: from 4 m to 6 m.

Entrance hole size: approx. 12 x 12 cm.

External dimensions: W 33 x H 36 x D 45 cm.


Brood chamber inside: W 30 x H 34 x D 30 cm.

Weight: approx. 14 kg.

Order No. 00 253/2

Includes: Nest box, hanger, two mounting blocks, aluminium nails and bedding.

Tawny Owl brood
in Tawny Owl Box
No. 30 ►



» BARN OWL NEST BOX No. 23 also suitable for Kestrels



Height above ground: At least 6 to 8 m.
Ext. dim.: H 50 x W 100 x D 50 cm.
Size of entrance: 14 x 19 cm.
Weight: approx. 26 kg.

Barn Owls prefer cultivated areas and always live and breed in proximity to humans. Not only Kestrels but Barn Owls, too, are important natural predators of Field Mice, Water Voles and Rats.

Material: Water-resistant chipboard made without the use of formaldehyde.

Bedding: Encourage Birds to use the box by forming a base with tree bark and coarse wood shavings.

Siting: The box should not be placed completely in the open but attached to the inside walls of buildings, using screws and plugs. There is a large flap at the rear for inspection and cleaning purposes. It is important to keep an access hole through the external wall clear in front of the entrance to the box. Ideal for all kinds of buildings such as barns, industrial buildings, church towers, etc.

Occupants: Primarily Barn Owl or Kestrel.

Order No. 00 250/1



▲ Barn Owls in Nest Box No. 23

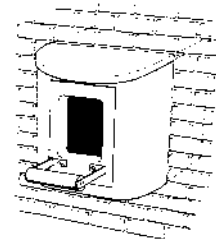
» BUILT-IN MULTI-SYSTEM (MAIN CAVITY)



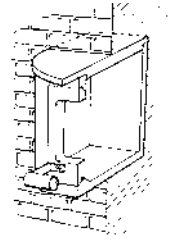
The Multi-System can be installed in all types of buildings, whether constructed of concrete, brick or timber.



▲ Kestrel model (Kestrel Main Cavity and front panel)



▲ Built into an external wall (Kestrel model)



▲ Cross section showing ideal installation depth (Kestrel model)

Examples include: bridges, industrial buildings, houses, church towers and barns. To meet the needs of various Bird species, different types of front panel are available for use with the Main Cavity. This Main Cavity is supplied without a front panel which should be ordered separately (please see below). At a later stage the front panel can be changed, if desired, to accommodate or encourage a different species of Bird. The Multi-System has been used very successfully in major urban conservation projects to assist species which have become very rare. For example, Kestrels are welcome in cities because they help to keep feral pigeons away, and are therefore encouraged to occupy historic buildings in an effort to keep them clean.

Installation depth: This can be varied to meet individual requirements and the type of building construction. Ideally the Main Cavity is set 24 cm into the wall.

Density: Since Jackdaws and Swifts breed in colonies, it is advisable to place a number of Multi-System Boxes in close proximity to one another. Kestrels, on the other hand, do not seek the company of their own species

when nesting. However, they will happily nest among colonies of Jackdaws and Swifts. One or two Multi-System Boxes on a building or bridge will suffice for Kestrels, while a virtually unlimited number can be set up for the other two species.

Siting: Do not install below a height of 5 to 6 m. Take care to choose the side of the building that is not exposed to prevailing winds.

Cleaning: The front panels can be easily removed for access. However, cleaning is not essential, which is an important factor when installing on inaccessible places such as bridges, cooling towers, etc.

Material: SCHWEGLER wood-concrete.

Dimensions: W 44.5 x H 41.5 x D 41.5 cm.

Weight: approx. 32 kg (without front panel).

→ The Main Cavity should be ordered with one of the front panels listed below

Order No. 00 290/7 (for Main Cavity only without front panel)

» Kestrel



Siting, installation and nest bedding:

see Kestrels Box No. 28 on page 35.
Includes perch.

Material: SCHWEGLER wood-concrete.

Dimensions: W 24 x H 31.5 x D 19 cm.

Entrance hole: W 16 x H 21 cm.

Weight: approx. 2 kg.

Order No. 00 295/2 (front panel only)

» Jackdaw



Siting, installation and nest bedding:

see Jackdaw Box No. 29 on page 35.

Material: SCHWEGLER wood-concrete.

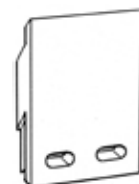
Dimensions: W 24 cm x H 31.5 x D 5.5 cm.

Entrance hole: Ø 8 cm.

Weight: approx. 3.5 kg.

Order No. 00 296/9 (front panel only)

» Common Swift



Siting, installation and nest bedding:

see Swift Boxes on p. 42. A dividing panel supplied is used to create two separate nesting chambers.

Material: SCHWEGLER wood-concrete.

Dimensions: W 24 cm x H 31.5 x D 5.5 cm.

Entrance holes: W 6 x H 3 cm (each).

Weight: approx. 4 kg.

Order No. 00 297/6 (front panel only)



Different species of Sparrows can be found around our human homes:

House Sparrow (*Passer domesticus*): These Birds thrive in areas cultivated by man, from villages to large cities.

Tree Sparrow (*Passer montanus*): Also widely distributed throughout towns and villages as well as the surrounding fields, farms, woodlands and hedges, and woodlands bordering rivers and streams.



▲ During installation



▲ Nest in 1SP

General details: While nesting and raising their young both types of Sparrow feed exclusively on Insects, especially Arthropods (insects with segmented legs). Therefore, their traditional role in keeping down pests and maintaining the balance of nature is a very important one, though not always recognised.

Recently the numbers of both species have declined substantially and in some areas they are now rarely seen. Long term studies have confirmed this drastic reduction in their numbers across Europe. The causes include the clearance and monotonous nature of rural areas, the sterility of many gardens and landscaped areas, and the use of chemicals in agriculture and gardens. The survival of these species is particularly threatened by widespread building renovation and clearance which denies them many nesting possibilities.

» SPARROW TERRACE 1SP

Occupants: House and Tree Sparrows, and in some instances other Birds which use nest boxes such as Tits, Redstarts and Spotted Flycatchers.

Material: SCHWEGLER wood-concrete.

Siting: On all types of houses in built-up areas, and on industrial and agricultural buildings such as barns, sheds and factories.

Installation height: 2 metres or more above ground level.

Dimensions of the three brood chambers:

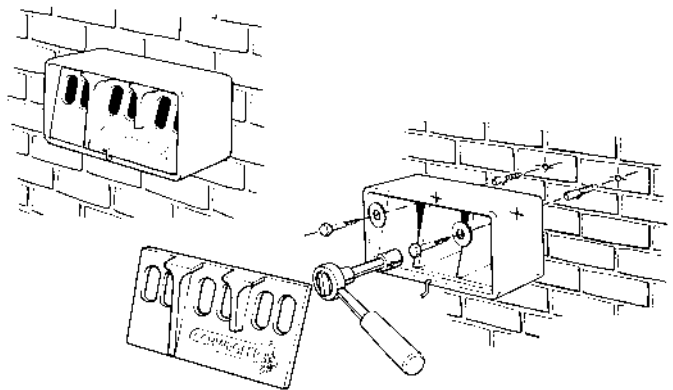
W 10.5 x H 16 x D 15 cm (each).

External dimensions: W 43 x H 24.5 x D 20 cm.

Weight: approx. 15 kg.

Includes: 1SP, screws and plugs.

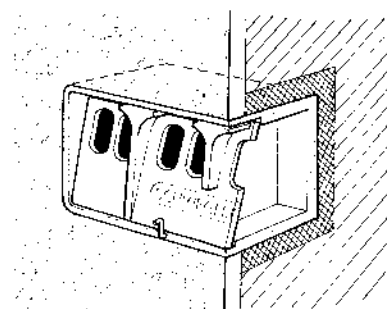
Order No. 00 590/8



▲ Simple surface installation using the plugs and screws supplied



▲ 1SP built into a wall



▲ Complete installation as a nesting block within brick or concrete walls. To avoid heat-conduction please also use wall insulation, or install at a suitable depth in the wall

BIRD CONSERVATION ON BUILDINGS

Swallow Nest No. 10
Barn Swallow Nest No. 10B

Barn swallows build their nests inside stables, barns, warehouses, archways and garages. If you see Swallows breeding inside buildings they are very probably Barn Swallows. It is important to ensure that the Birds have constant access during the breeding period (e.g. through a window left ajar, ventilation pipe or open stable door). The Barn Swallow is very faithful to a habitat and returns each year to the nesting site from its winter roost and around 60 to 90 % of the Central European birds also breed a second time each year.

» SWALLOW NEST No. 10 single, bowl-shaped nest



These nesting aids are installed singly. Although Barn Swallows are sociable Birds, the nests should not be placed directly adjacent to one another but at intervals of approximately 1 m.

Material: Nesting bowl of wood-concrete and wooden panel of formaldehyde-free chipboard.

Height above ground: Distance between top of nest and ceiling at least 6 cm.

Siting: Inside buildings of all kinds, porches, livestock sheds, barns, sewage works, etc. Always ensure unobstructed access through open windows and skylights.



▲ Young Barn Swallows in Nest No. 10



▲ Occupation by another species: Black Redstart

Period spent by the Birds in Central Europe: Arrival at end of March through to April, departure end of July through to early October.

Distribution: Europe, Asia, North Africa, North America. Only a few areas in Europe are not colonised. Breeds regularly up to 1,500 m above sea level.

Breeding period: Eggs laid end of April though to mid July. Regularly two broods annually, occasionally three.

Cleaning: Not absolutely necessary but recommended. Cleaning is simple due to the bowl-shaped nest.

Dimensions: W 25 cm x H 11 cm x D 14 cm.

Weight: approx. 0.9 kg.

Includes: Nesting Bowl on baseboard. **Order No. 00 330/0**

» BARN SWALLOW NEST No. 10B cup-shaped individual nest | DBP (patented)



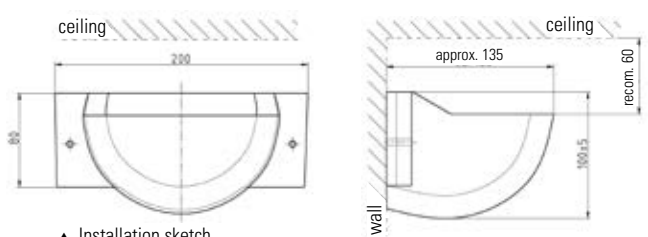
Hand-shaped nest for Barn Swallows completely made of SCHWEGLER wood-concrete. This nesting aid is installed at approx. 1 m spacings.

Material: Complete nest made of SCHWEGLER wood-concrete.

Height above ground: Distance between the top of the nest and the ceiling at least 6 cm.

Siting: Inside all types of buildings, hallways, in stables, cattle sheds, barns, wastewater treatment plants, etc. Always ensure a clear approach through open windows and hatches.

Period spent in Central Europe: Arrival end of March to April, departure end of July to beginning of October.



▲ Installation sketch



Distribution: Europe, Asia, North Africa, North America. Only small coverage gaps in Europe. Regularly breed up to 1,500 m above sea level.

Breeding period: Egg deposition end of April to mid-July. Regularly two, exceptionally three annual broods.

Cleaning: Not absolutely necessary, but recommended. But this is very easy thanks to the cup shape of the nest.

Dimensions: W 20 x H 10 x D 14 cm.

Weight: approx. 1.1 kg.

Includes: Single nest, screws and plugs.

Order No. 00 331/7

It is increasingly difficult for **Swallows and House Martins** to find suitable nest-building material in our modern world. The mud they do find, if any, is often poor quality. In addition, the walls of buildings are nowadays often very smooth. As a result, nests tend to fall down, sometimes with the nestlings inside. In many places, the vibration caused by heavy vehicles shakes the nests loose. Our SCHWEGLER Nests, made of wood-concrete with a 75 % wood content, are far superior to natural nests and are a direct way to help Barn Swallows and House Martins. A variety of models is available for different locations and species. In many regions the entire Swallow population depends on artificial nesting aids. Swallows are popular Birds and are regarded as the bringers of good luck. They feed on flying Insects such as swarms of Greenfly, Crane Flies, Mosquitoes and Houseflies.

They prefer to hunt in the immediate vicinity of their nesting sites.

Advantages of SCHWEGLER Nests:

- » unlimited life
- » breathable material ensures a balanced temperature
- » easy to clean and inspect
- » vibration does not dislodge them
- » swallows can occupy the nests as soon as they return from their winter quarters in Africa

Installation details are included with each nest.

» HOUSE MARTIN NEST No. 9A for installation under eaves



We supply the wooden parts of Nest No. 9A and the Droppings Board No. 9A in untreated wood. Although not absolutely necessary, it is advisable to coat the multiplex bracket with wood stain or (façade) paint before installing it, to minimise discoloration caused by the weather. Please do not coat the nest dishes, to ensure they remain fully breathable for successful breeding.

Material: Bowl-shaped nest made of air-permeable wood-concrete and a backing board made of exterior grade, formaldehyde-free chipboard to prevent warping.

Double nest: House Martins are very sociable and will more readily use nests that are arranged in pairs. Can be installed in groups to form large colonies.

Siting: Under eaves on the external walls of buildings. House Martins never nest inside buildings. Install on the sheltered side of the building.

Height above ground: Minimum height 2 m.

Period of occupancy (Europe): From middle/end of April to middle/end of September.

Breeding period: Eggs are laid from early/middle May until August. The Birds raise one or two broods each year.

Distribution: Europe, North Africa, parts of Asia. In Europe they regularly breed at altitudes up to 2,000 m above sea level.

Cleaning: Can be used for years without cleaning. However, if possible it is advisable to inspect the nests frequently and to clean them if necessary.

Popular sites: Against a light background or wooden boards.

Swallows and Martins tend to return to the same nesting site year after year. Consequently it may take some time before they colonize new areas. Once they have chosen a nesting site there are virtually no limits to the size of a colony of House Martin Nests.

Dimensions: W 46 cm x H 11 cm x D 14 cm.

Weight: approx. 2.9 kg.

Includes: Angled board with two nesting bowls.

Order No. 00 310/2



ACCESSORY » Droppings Board for House Martin Nest No. 9A

Material: Wood; formaldehyde-free chipboard, galvanized steel.

Purpose: The SCHWEGLER Droppings Board prevents the nuisance caused by droppings accumulating around windows and doors. The board can be quickly and easily installed using screws (not included).

Dimensions: W 46 cm x H 17 cm x D 24 cm.

Overall Space required when installed below Nest No. 9A:

W 46 cm x H 44 cm x D 24 cm.

Weight: approx. 2.9 kg.

Includes: Angled board with metal bracket.

Order No. 00 320/1

BIRD CONSERVATION ON BUILDINGS

House Martin Nest No. 9B
Single Nest for House Martins No. 13
House Martin Semi-Finished Nest No. 13B

» HOUSE MARTIN NEST No. 9B DBP (patented)



We supply the wooden parts of Nest No. 9B and the Droppings Board No. 9B in untreated wood. Although not absolutely necessary, it is advisable to coat the multiplex bracket with wax, wood stain or (façade) paint before installing it, to minimise discoloration caused by the weather. Please do not coat the nest dishes, to ensure they remain fully breathable for successful breeding.

Sales packaging ►



The Double House Martin Nest 9B with nesting bowls made of breathable SCHWEGLER wood-concrete and multiplex bracket (angled board) has been developed as an alternative to the House Martin Nest 9A on page 39.

In this House Martin Nest the entries are orientated towards the front. The nesting bowls are easy to remove and push in thanks to their metal clip holders. For details of hanging up, occupancy, breeding period, cleaning and acceptance please see 9A.

Hanging site: Under eaves on the external wall of buildings. Please ensure you hang it on side protected from the weather. House Martins do not breed within buildings.

Material: Nesting bowls made of SCHWEGLER wood-concrete on 12 mm multiplex bracket. **Dim.:** W 46 x H 11 x D 15.5 cm. **Weight:** approx. 3.2 kg.

Order No. 00 312/6



ACCESSORIES » Droppings Board for House Martin Nest No. 9B

Material: Multiplex board 12 mm and metal bracket.

Purpose: The optional SCHWEGLER Droppings Board can be attached to avoid the nuisance caused by falling droppings.

Dimensions: W 46 x H 17 x D 24 cm (droppings board only).

No. 9B dimensions with Droppings Board: approx. W 46 x H 44 x D 24 cm.

Weight: approx. 2.9 kg. **Order No. 00 313/3**

» SINGLE NEST FOR HOUSE MARTINS No. 13



Single nest with white plastic panel, nesting bowl closed at the rear.



Installation: With two rails (S-mountings) made of V2A metal (stainless steel) with two drillholes each. The brood nest is pushed into these mountings to fix them in place.

Material: SCHWEGLER wood-concrete nest on plastic mounting panel, staining steel fixing rails with stainless steel screws.

Dim.: W 25 cm (including strip), H 9 cm x D 14 cm. **Weight:** approx. 0.9 kg.

Includes: Nesting bowl, stainless steel rails, stainless steel screws.

Order No. 00 315/7

In addition, we supply suitable for No. 13 and No. 13B:

ACCESSORY » Flat Connector for forming a row of nests

Order No. 00 316/4



▲ Flat connector



▲ Row of nests, side-by-side installed with flat connector

» HOUSE MARTIN SEMI-FINISHED NEST No. 13B



Material: SCHWEGLER wood-concrete nest on plastic mounting panel, staining steel fixing rails with stainless steel screws.

Dimensions: W 25 cm (including strip), H 9 cm x D 14 cm.

Weight: approx. 0.8 kg.

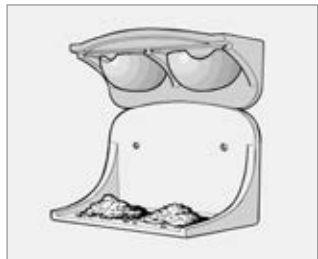
Order No. 00 318/8

In areas in which pools of clay or loam or clay soil are available and accessible for Martins, the House Martin Nest No. 13B can be provided as a semi-finished nest for the House Martins to finish themselves. The advantage of the Semi-Finished Nests is that they provide a secure place for breeding and cannot fall off, which can certainly happen with the Martins' own constructions, because of unsuitable clay composition. The optimum solution is to attach the Semi-Finished Nest alternately with the tried and tested finished nests, for example, No. 13, 9A or 9B.



▲ Application example

» FAÇADE NEST No. 11 FOR HOUSE MARTINS for buildings without eaves



This nest has been developed to enable House Martins to breed successfully on external façades without overhanging eaves and has proved highly successful. The unique, modern design certainly forms an attractive addition to our towns and villages.

Material: Durable, weather-resistant and air-permeable SCHWEGLER wood-concrete, painted in a light grey colour. All the metal parts have been rustproofed.

Siting: On an unobstructed external façade without overhanging roof, or alternatively, directly under overhanging eaves. House Martins always nest on the outside and never on the inside of buildings. Install on the sheltered side of the building. Screws and plugs supplied.

Height above ground: At least 2 m or above.

Cleaning: Both of the nest bowls can be completely removed from the base. They are removed by undoing the screws holding the nest (see Fig. 1). This gives a clear view of the entire nest-bowl. Following cleaning the nest bowl is reinserted (see Fig. 2) and secured (see Fig. 3).

Overall dimensions: W 43 cm x H 17.5 cm x D 17.5 cm.

Weight: approx. 6.3 kg.

Includes: Basic element with two nesting bowls, screws, plugs.

Order No. 00 340/9

ACCESSORY » Droppings Board for No. 11

Material: SCHWEGLER wood-concrete with light-coloured paint coat, matching No. 11.

Purpose: The optional Droppings Board prevents the nuisance caused by droppings accumulating around windows and doors.

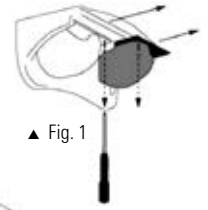
Installation: The board can be quickly and easily installed using 2 screw holes. Mount below the Façade Nest No.11 to catch the droppings.

Dimensions: W 43 x H 30 x D 27 cm.

No. 11 with Droppings Board: W 43 cm x H 45 cm x D 27 cm.

Weight: approx. 7.5 kg.

Order No. 00 345/4



▲ Fig. 1



▲ Fig. 2



▲ Fig. 3



» BRICK BOX 1HE for Birds which nest in recesses or cavities



▲ Fig. 1 Brick Box 1HE



▲ 1HE partially integrated

» 1HE without Mounting Bracket

(for flush installation in walls)

Weight: 2.6 kg.

Order No. 00 631/8

» 1HE with Mounting Bracket

(for installation on walls)

Weight: 2.7 kg.

Order No. 00 632/5

This popular design is a lightweight nesting box made of plant fibre and is intended for installation in or on external walls of buildings of all kinds.

Because of its special narrowing entrance it is safe against Magpies, Jays, Cats and Martins. When installing on a wall, please order the 1HE including Mounting Bracket (Order No. 00 632/5).

2 versions are available, and the only difference is in the way that they are installed:

» **Recessed installation** in the wall of the building (bricked in, plastered over, etc.), see Figs. 1, 2, 3. The box is supplied without a mounting strap and is inset or built into the wall.

» **On the external surface of the wall.** The box is screwed to the wall using the strap supplied (see Figs. 4, 5).

Colour: Standard air-permeable paint can be applied to match the background surface.

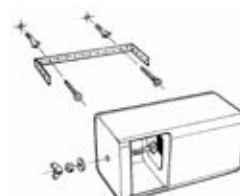
Dimensions of brood chambers: 14 cm x 14 cm x 14 cm.

Occupants: Black Redstarts, Pied Wagtails, Spotted Flycatchers and occasionally House and Tree Sparrows.

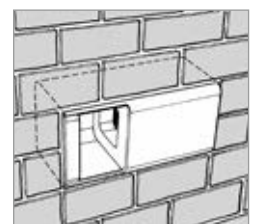
Siting: At least 2 m above the ground, on or within external walls.

Material: Plant fibre material (100% asbestos-free) and SCHWEGLER wood-concrete.

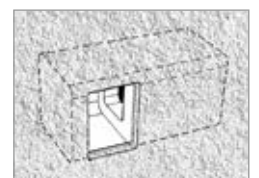
External Dimensions: W 28 cm x H 15 cm x D 15 cm.



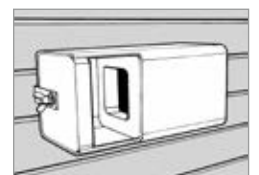
▲ Fig. 5 Mounting Bracket



▲ Fig. 2 1HE integrated in brickwork



▲ Fig. 3 1HE in rendered façade



▲ Fig. 4 1HE installed on wall

General information on Swifts (*Apus apus*) Swifts are uniquely adapted to life on the wing. They are mainly known and popular when a large number of them fly through our towns and cities on a warm summer evening, hunting for flying insects. During the summer months Swifts spend just four months in Europe, where they can be found all over the continent. They normally breed up to around 1,000 m above sea level. Winters are always spent south of the Sahara, for example, at the "Cape of Good Hope" in South Africa.

Once they have been accepted, breeding sites are used by the same pair for many years, which means that removal of these roosts constitutes a serious threat to the Birds, as their familiar breeding site is missing on their return. Swifts are very social animals, so that colonies can form with any number of Birds. It is therefore advantageous if several nesting aids are installed. In principle a Swift pair occupies a nesting aid for one annual brood.

The survival of the Swift in our towns and cities is now under threat. This Bird species occupies niches and voices on all kinds of buildings. These places are often destroyed, blocked or at least made uninhabitable by building renovations or new buildings. SCHWEGLER replacement roosts can be used to create a very successful remedy. You can paint our nest boxes at any time with breathable paint to match the colour of the building façade. Please ensure that you only use paint that is "breathable".

» SWIFT NEST BOX SERIES, TYPE No. 17

Our tried and tested Swift Boxes have been used successfully throughout Europe for decades. The lightweight boxes are especially suitable for retrofitting on external façades. Alternatively, they can also be installed directly in a façade.

Material: Certified, asbestos-free, vegetable fibre-reinforced concrete and SCHWEGLER wood-concrete. Galvanised fixing elements.

Installation: The entrance should be a minimum height of 6 to 7 m above the ground or protruding parts of buildings. Greater heights are possible at any time. Attaching the box directly under the roof edge is advantageous. It is very important to ensure that there are no protruding parts, roof parts, pipes, etc. below the entrance, as Swifts approach and fly away very steeply. Therefore, the area under the entrance should be unobstructed and lead directly to the ground. It is advantageous and we expressly recommend that several nesting aids be installed for the formation of Swift colonies. Swifts do not need a minimum distance from fellow species – nesting boxes can therefore be positioned directly next to each other.

Suitable positions: On external façades or under the roofs of all kinds of buildings, for example, houses, industrial buildings, churches, road structures, walls or even cliffs and rock faces. For outdoor installation in very sunny locations we recommend our wood-concrete Swift nesting aid as an alternative, e.g. No. 16. Alternatively, the boxes can also be bricked in or installed in the thermal insulation.

Cleaning and inspection: The Type 17 boxes can be cleaned after the entrance rose has been removed. To this end, the entrance is turned through 90° (entrance hole vertical) and is removed. But in general it is not necessary to clean the boxes if they are used by Swifts. The Swift nest is always made in the darkest corner of the roost and away from the entrance hole.

Colour matching: Type 17 nesting aids are supplied in natural grey. They can be matched to the background colour by painting them with breathable paint.

Versions without removable rose: On request we can also supply you with these boxes without a cleaning opening, i.e. with an elongated 30 x 70 mm hole only. Please ask if required. Optionally, the Swift Boxes can be ordered with entrance for Sparrows (see page 43) or entrance openings for rock shelter occupants.

Ext. dim.: W 34 x H 15 x D 15 cm
plus wing screws.

Brood cham.: W 30 x H 14 x D 14 cm.

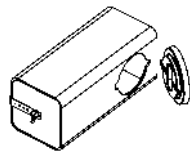
Weight: approx. 3.1 kg.

Includes: Nest box, fixing bracket, screws, plugs.

Order No. 00 610/3

» SWIFT NEST BOX No. 17, single cavity

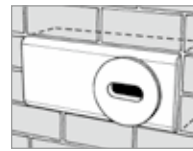
This model has been used very successfully throughout the whole of Europe for decades. The particularly lightweight nest box made of 100% asbestos-free vegetable fibre-reinforced concrete is ideally suited for installation on low-strength façades (insulation, sheathing, etc.). Supplied with U-shaped, flexible hanger made of perforated steel strip and fixing materials (see sketch). The box can also be inserted / plastered in the masonry without a hanger. On request can also be supplied with Type No. 17A/B/C brackets.



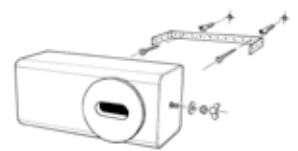
▲ Removable Rose



▲ Swift in the nest



▲ Installation example



▲ Fixing bracket

Ext. dim.: W 66 x H 15 x D 15 cm
plus wing screws.

Brood cham.: W 30 x H 14 x D 14 cm.

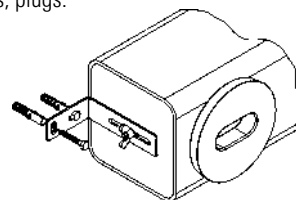
Weight: approx. 5.5 kg.

Order No. 00 607/3

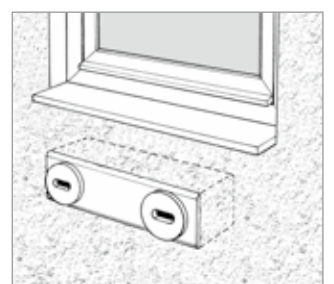
» SWIFT NEST BOX No. 17C, double cavity

Like type No. 17 and 17A; however with two brood chambers.

Includes: Nest box, fixing bracket, screws, plugs.



▲ Fixing bracket No. 17A/B/C



▲ Bricked-in installation example

Ext. dim.: W 98 x H 15 x D 15 cm.

Brood chamber:

W 30 x H 14 x D 14 cm.

Weight: approx. 7.1 kg.

Includes: Nest box, fixing bracket, screws, plugs.

Order No. 00 613/4



» **SWIFT NEST BOX No. 17A, triple cavity**


Especially suitable for colony formation due to three separate brood chambers in a single housing. Each chamber has its own removable Entrance Rose for easy cleaning and inspection. The two zinc-plated fixing brackets supplied enable easy, fast and stable installation. Can be either hung on the wall or "overhead" e.g. on eaves. The wall-side leg of the retaining brackets can also be installed concealed behind the box if necessary, in order to reduce the installation width.



▲ Young Swift



▲ Installation example



External dim.: W 34 x H 15 x D 21 cm
plus wing screws.

Brood chamb. W 30 x H 14 x D 20 cm.

Weight: approx. 4.8 kg.

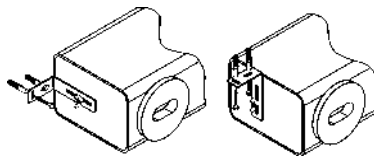
Order No. 00 608/0



» **SWIFT NEST BOX No. 17B, single cavity, with enlarged brood chamber**

This box provides a good compromise between weight, size and enlarged brood chamber. The larger brood chamber depth ensures more movement space is available, e.g. for training flying muscles. Easy to install with the two mounting brackets and fixing materials supplied as for Type No. 17A.

Includes: Nest box, fixing bracket, screws, plugs.



▲ adjustable Fixing bracket No. 17A/B/C ▲



▲ Swift at the entrance hole



▲ Installation example

» ACCESSORIES FOR TYPE 17 SERIES

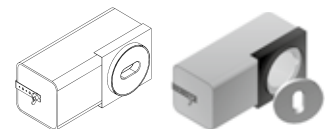
Optionally, the 17 Series Swift Boxes can also be fitted with **Entrance Roses for other Bird species**. A Plastering Ring can be ordered additionally for easier plastering or rendering. Please state when ordering.



» **Plastering ring / ETICS attachment**

Plastering Ring for Type No. 17 for flush installation in a façade. Simply position around the Rose and render flush with the façade.

Material: Aluminium sheet. **Weight:** approx. 0.15 kg. **Order No. 00 865/7**



▲ **Fig. 1:** Slit.
Standard for the Type 17 Series.

» **Swift Rose**

Entrance: 70 x 32 mm.

Rose is installed as the standard fitting in all Type No. 17 Boxes. A different entry can be supplied from the factory on request. Also available as a spare part or if altering other entrance hole shapes. Colonisation by Starlings possible, colonisation by Pigeons is prevented.

Occupants: Swifts, possibly Starlings and other garden Birds, Bats.

Order No. 00 970/8



▲ **Fig. 2:** With two holes.

» **Starling Rose**

Entrance: 2x \varnothing 32 mm.

Entrance Rose for Tree and House Sparrows. Thanks to the double hole, sufficient light reaches inside the box, settlement by Starlings and Pigeons is largely prevented. Recommended in local communities and rural regions.

Occupants: House Sparrows, Tree Sparrows, Redstarts, Tits, possibly Bats.

Order No. 00 971/5



▲ **Fig. 3:** With one round hole.

» **Sparrow Rose**

Entrance: 1x \varnothing 32 mm.

Entrance Rose for Tree and House Sparrows. This version is recommended for use in towns and cities due to the larger entrance diameter. Colonisation by Starlings and Pigeons is largely prevented.

Occupants: House Sparrows, Tree Sparrows, Redstarts, Tits, possibly Bats.

Order No. 00 972/2



▲ **Fig. 4:** Large opening.

» **Rock Shelter Rose**

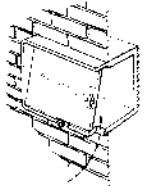
Entrance: oval 90 x 65 mm.

Entrance Rose for rock shelter or niche breeders such as the Black Redstart. Sufficient light penetrates the box due to the balcony-like clear opening. The generously sized interior, facing away from the entrance hole, makes the box largely safe from predators.

Occupants: Rock shelter or niche breeders such as Black Redstarts, Swifts, Starlings, garden Birds and possibly Bats.

Order No. 00 973/9

» SWIFT BOX No. 16 with entrance underneath



◀ Fig. 1: Built into an external wall



◀ Fig. 2: Installed in an external wall with approx. 4 cm of insulation to prevent loss of heat through conduction

Swift nest boxes for installation in external walls of buildings or for adding to the external surface of the wall. If wall insulation is installed this box can also be inserted into the insulating layer (see Fig. 3). Its solid construction makes this type suitable for very exposed, sunny positions, free from any restrictions. The maximum depth to which it can be inserted is 17 cm, and this is determined by the position of the entrance hole on the underside. The box then projects by about 3 cm. If the box is to be installed flush with the external wall surface we recommend using the Type 16S (see below), which is more suitable because the entrance hole is at the front. The retaining strip (Order No. 00 614/1) must also be used when attaching with screws to the wall of a building or possibly when installing in a layer of insulation (see Fig. 3).

Material: SCHWEGLER wood-concrete.

Siting: As explained on page 42.

Installation: Can be installed within an external wall to a maximum depth of 17 cm in order to prevent the underneath entrance hole being blocked. It can also be attached to the surface of an external wall (or within a layer of rendering or external insulation) using the optional Fixing Bracket Order No. 00 614/1. The box can be painted, if desired, using standard air-permeable external wall paint.

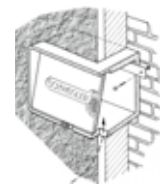
We recommend the use of our SCHWEGLER Nest Mould (optional Item No. 00 619/6, please see page 46).

Cleaning and inspection: Cleaning is easy and convenient but not essential. By turning the safety catch, the front panel is easily removed.

Interior dimensions: W 36 cm x H 17 cm x D 16 cm.

External dimensions: W 43 cm x H 24 cm x D 22 cm (incl. fastener).

Weight: approx. 11 kg. **Includes:** Nest box. **Order No. 00 612/7**



▲ Fig. 3: Built into insulation using the optional Fixing Bracket



▲ Fig. 4: Box installed (flush)

» SWIFT BOX No. 16S with integrated barrier to exclude Starlings



▲ Starling barrier inside



◀ Built into an external wall



◀ Built into insulation using the optional Fixing Bracket

Why is it necessary to exclude Starlings? Firstly: no-one who is seriously concerned about the protection of species has any objections to Starlings – quite the contrary. In designing starling barriers the intention is to assist the protection of all species. Therefore we supply also various different types of nesting boxes specifically for Starlings. However, we have to accept that Starlings can present a problem when they nest on buildings, usually because of the mess that they make on and around the building, for example on "prestige" buildings or in areas used by the public. This often results in a reduction in the number of nesting aids for Swifts, which in turn means that fewer breeding areas are available for them. Where nesting boxes are occupied by Swifts their habits definitely do not result in the fouling of buildings. Selective projects for monitoring Swifts have shown how welcome this starling barrier is as a means of reducing unwanted occupancy.

How the starling barrier operates: The anatomy of the Starling (long legs etc.) prevents it from getting through the barrier and into the brood chamber that lies behind it. Swifts have very short legs, enabling them to easily gain access through this tunnel. Tests conducted over many years have proved the effectiveness of this system.

Installing the barriers in existing boxes/places: Barriers should not be installed in existing brood boxes because the Swifts enter the box at a high speed and can injure their beaks. It is well known that when Swifts return to their previous year's sites they tend to fly "blind".

Installation: similar to No. 16 as shown above. However, the No. 16S can be fully inserted into the walls up to 16 cm deep.

Material: SCHWEGLER wood-concrete.

Interior dimensions: W 36 cm x H 17 cm x D 16 cm.

External dimensions: W 43 cm x H 24 cm x D 22 cm (incl. fastener).

Weight: approx. 11.2 kg. **Includes:** Nest box.

Order No. 00 609/7

» ACCESSORY Fixing Bracket for Swift Box No. 16 and No. 16S



▲ Example of installation

Bracket for attaching the Swift Box No. 16 and 16S.

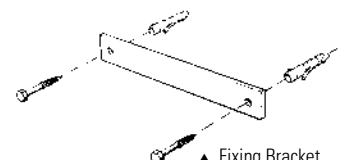
Material: Galvanized steel.

Dimensions: W 250 x H 30 x D 3 mm.

2 screws and wall-plugs are included.

Includes: Fixing Bracket, two lag bolts and plugs.

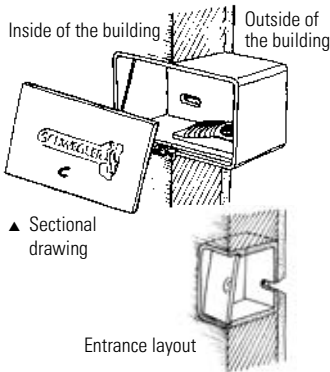
Order No. 00 614/1



▲ Fixing Bracket

With the following nesting aids you can experience Swifts in a completely different, new way and at the same time protect them. They enable us to observe and study the animals directly in their nest. Unforgettable observations are possible, not only during the rearing phase but much more besides.

» SWIFT OBSERVATION BOX No. 15 for integration into external walls



Swift Observation Box No. 15 is inserted or bricked directly into a façade just like a Nest Block. It is either installed flush with the external façade or it is pushed in further inside so that it can then be rendered on the outside.

Material: Breathable SCHWEGLER wood concrete.

Brood chamber interior dimensions: W 36 x H 17 x 16 cm.

External dimensions: W 43 x H 24 x D 22 cm, equipped with a removable Nest Mould.

External dimensions of Nest Mould: W 13.5 x H 3.5 x D 20 cm.

Brood Mould: Internal \varnothing 9.5 cm.

Observation and cleaning: option Complete flap, including integrated protection against falling out (acrylic glass pane), is removable, ensuring a full view of the whole interior.

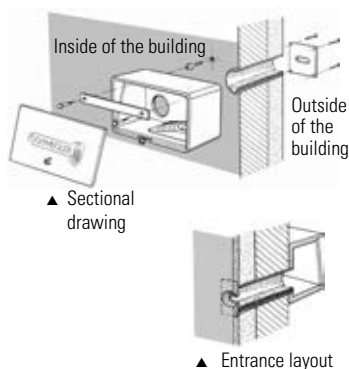
Weight: approx. 13.6 kg. **Includes:** Nest box, nest mould.

Order No. 00 595/3



▲ Installation example, view from the inside of the building

» SWIFT OBSERVATION BOX No. 14



Swift Observation Box No. 14 is suitable for attaching in cold rooms near the roof, e.g. in attics, in historical buildings, industrial plants, warehouses, lift shafts, etc.

Material: Breathable SCHWEGLER wood concrete.

Installation: This nesting aid is installed inside the building, attached to an external wall using the fixing bracket supplied, screws and wall plugs. A passageway for the Swifts is created from inside the building to the outside, either in an existing opening on site or by making one (e.g. by core drilling \varnothing 100 mm). The specially textured passage tube supplied with the box is pushed into this opening and any existing thermal installation is bridged. The passage tube has a maximum length of around 35 cm. It can be shorted individually to the required length. If the walls are thicker, Swift occupancy is usually less likely. The entrance in the external façade is fitted with an entrance hole cover made of vegetable fibre-reinforced concrete. It can be painted or rendered if necessary.

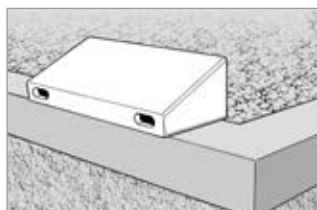
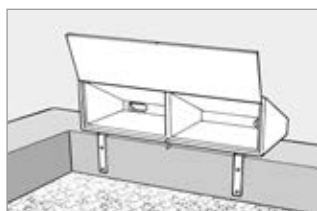
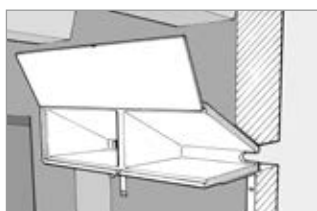
Observation and cleaning option: Complete flap, including integrated protection against falling out (acrylic glass pane), is removable, ensuring a full view of the whole interior.

Includes: Basic box, nest mould, passage tube, entrance cover, fixing bracket and screws.

Weight: approx. 15.7 kg. **Dimensions:** W 43 x H 24 x D 22 cm plus passage tube and cover.

Order No. 00 592/2

» WEDGE-SHAPED SWIFT BOX (KNEE-WALL BOX)



The knee-wall box has been designed for installation in roofs (so-called knee walls), but over the years has proven useful in many other installation sites. It fits exactly into the ventilation openings of the former prefabricated concrete buildings, found all over former East Germany. Other installation examples are inside the building (knee wall, roof) with the help of the brackets supplied. The Swift can reach the box through existing ventilation openings or appropriate openings in the building. The box can also be installed on the outside of buildings (on flat roofs, under eaves, on the attic), provided there is a "sheer drop" below the entrance (please do not install set back from the external wall). Free installation on the external wall is also possible (it is possible that the cleaning flap can then no longer be opened, but this is often not a problem if the box is occupied by Swifts).

Material: SCHWEGLER wood-concrete, zinc-plated fixing bracket.

Includes: Wedge-shaped box, including fixing bracket, screws and plugs

Colour: The box is supplied in natural grey and if necessary can be coated with breathable façade paint in the required colour.

External dimensions: W 68 x H 20 x D 30 cm. **Brooding:** space 2 separate brood chambers.

Weight: approx. 14 kg (incl. fixing brackets).

Order No. 00 604/2

BIRD CONSERVATION ON BUILDINGS

Swift Nest No. 18
Cavity Panel for Swifts
Nest Mould for Swifts

» SWIFT NEST No. 18 Rögelein design



This attractively styled Swift Nest is readily accepted by the Birds and has proved highly effective when installed under eaves. It can be attached by screws to walls or in an overhead position, e.g. on ceilings. We recommend painting the angled board with exterior wall paint but to leave the bowl as supplied in order to improve thermal insulation and provide a better grip for the Birds. The angled board makes it much easier to install, even on difficult sites, because any sawing, drilling or screwing can easily be carried out.

Material: Air-permeable SCHWEGLER wood-concrete with long-lasting, formaldehyde-free chipboard frame, suitable for painting.

Siting and Positioning: As No. 17 (see page 42). Similar to all our other Swift boxes but, since the chipboard panel is moisture-resistant but not rainproof, it should always be placed under overhanging eaves or in some other sheltered site.

Cleaning: The entire nest can be removed from the frame. When it is replaced the nest is locked back into position using the angled nails.

Int. dimensions: W 34 x H 14 x D 15 cm.

Ext. dimensions: W 50 x H 19 x D 22 cm.

Weight: approx. 4.5 kg.

Includes: Nest box with wooden angled board.

Order No. 00 611/0



» CAVITY PANEL FOR SWIFTS



This Cavity Panel is ideal as a facing for cavities and niches in walls to provide breeding spaces for Swifts.

This board enables new nesting places to be created individually and very quickly (even at a later stage or when construction work has been completed). This board can also be easily and successfully installed when older buildings are being renovated, or on ancient walls and buildings. The built-in rosette, forming the entrance, is one of its special features. The entire entrance can be rotated by 90° to release it, and the rosette can then be removed. This makes monitoring and cleaning much easier. If required we can supply the board without the removable rosette, and with the longitudinal aperture measuring 70 x 30 mm.

To encourage Birds to occupy this nesting box and for improved results we recommend using the "Nest Mould for Swifts" (Order No. 00 619/6, see below).

Siting: Easily attached to rafters, cavities or recesses in walls, using screws and wall plugs (not provided) for the four drill holes. The cover can be painted or covered with render.

Cleaning and inspection: The entrance hole insert is removable by turning it 90°.

Material: Plant fibre (100 % asbestos free) panel and wood-concrete insert.

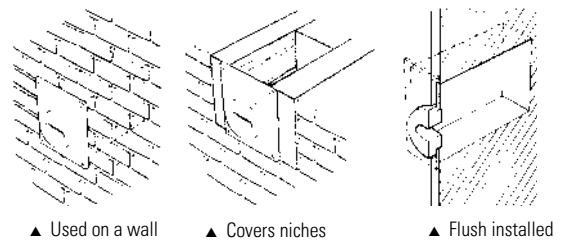
Dimensions: Height/width 20 cm, thickness 3 cm with rose. Panel approx. 6 mm.

Entry: approx. 70 x 30 mm.

Weight: approx. 0.6 kg.

Includes: Cover, removable rose.

Order No. 00 618/9



» NEST MOULD FOR SWIFTS



The shape of this recess prevents the eggs from rolling around and can therefore improve the survival prospects of the young Birds. It is commonly used with great success in many natural and artificial nesting places and is specifically recommended by experts. It is also frequently used in scientific ringing projects. It can provide the basis for a nest in skylights and roof spaces, gaps between rafters, in church towers and embrasures accessible to Swifts, in dark areas where there are no nearby entrance holes. Ideal for use inside SCHWEGLER Swift Boxes 1MF, no. 14, no. 15 and no. 16, no. 16S. Does not fit in Type no. 17 boxes.

Material: SCHWEGLER wood-concrete.

External dimensions: W 13.5 x H 3.5 x D 20 cm. **Diameter of nest shape:** 9.5 cm.

Brood mould: Inside-ø 9.5 cm. **Weight:** approx. 0.5 kg.

Order No. 00 619/6



▲ Breeding Swift

» SWIFT / BAT BOX 1MF



The well thought-out principle allows two pairs of Swifts to brood separately from each other in the 1MF Box and produce new offspring successfully. Two brood chambers with separate entrances are provided for this purpose. The rear wall is set back, providing sufficient space between the building wall and the box for Bats to use it as a roost or nursery roost. The design, shape and texture of the rear Bat area is created to meet the needs of Bat species that live in buildings, such as the Pipistrelle Bat. Thanks to its robust design, 1MF can also be used in sunny, exposed locations with no problem at all.

Material: Breathable SCHWEGLER wood-concrete, galvanised bracket.

Installation: A specially shaped mounting bracket is fixed onto the respective substrate (e.g. building façade) with three screws/wall plugs. The two metal studs integrated in the rear of the box are used to hang the 1MF in the fixing bracket.

Note: The Base Block described below is always required for alternative bricking-in.

Installation locations: As No. 17, see page 42.

Cleaning: The two brood chambers for Swifts are very easy to clean, as each of the front panels can be removed completely by undoing the locking hook. The rear Bat area is maintenance free, as the droppings can fall out readily at the bottom.

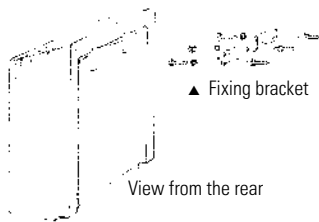
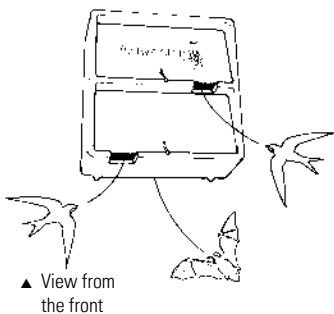
Includes: 1MF box, bracket, screws and plugs.

Internal dimensions: Swift brood chamber W 36 x H 17 x D 16 cm. Bat niche: W 35 x H 42 x D approx. 3.5 cm.

External dimensions: W 43 x H 46 x D 22.5 cm.

Weight: approx. 24 kg.

Order No. 00 615/8



Installation examples ▶



» BASE BLOCK FOR BRICKING-IN FOR 1MF BOX WITH APPROACH SLOPE



▲ Base Block for 1MF

If the 1MF Box is to be installed recessed in the building façade (bricked-in or similar), this Base Block is positioned under the 1MF Box. Its slope enables access to the rear Bat niche roost and also acts as a droppings chute. By installing the 1MF together with the Base Block, very inconspicuous solutions can be achieved, e.g. in listed structures.

Material: Breathable SCHWEGLER wood-concrete.

Installation: The Base Block forms the basis of bricked-in installation. It is bricked-in first.

The 1MF Box is then positioned on top of it and is also bricked-in or grouted.

Weight: Base Block approx. 13.5 kg + 1MF Box approx. 24 kg.

External dimensions: Base Block only: W 43 x H 25 x D 22.5 cm.

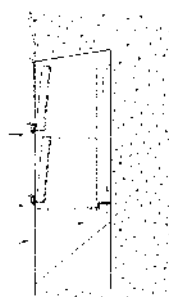
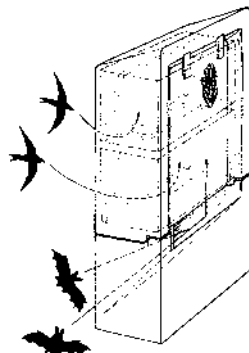
1MF Box with Base Block: W 43 x H 70 x D 22.5 cm.

Includes: Main Cavity (not including 1MF Box).

Order No. 00 616/5



▲ 1MF Box with Base Block



▲ Installation examples ▶





For decades SCHWEGLER has produced a range of Brick Boxes to encourage Birds and Bats to settle in the immediate vicinity of apartments, houses and bridges. These are made from virtually the same material as our tried and tested SCHWEGLER wood-concrete nest boxes. The interior of these Brick Boxes is similar to that of a natural woodpecker hole, with the same shallow, oval depression in the floor. The dimensions correspond to those of standard, commercially available bricks used in modern European house construction (the only exception is the Type 27.) These dimensions allow for a 1 cm layer of mortar, enabling the nesting blocks to be inserted in any wall without the need to cut adjoining bricks. The Brick Boxes can be installed flush with the outside wall and can be rendered or covered so that only the entrance hole is visible.

» BRICK BOXES



» Type 24

Occupants: Great, Blue, Marsh, Coal, and Crested Tits, Redstarts, Nuthatches, Tree and House Sparrows.
Entrance hole: \varnothing 32 mm. **Dimensions:** W 18 x H 23.5 x D 18 cm.
Material: SCHWEGLER wood-concrete
Weight: approx. 7.3 kg.
Order No. 00 710/0



Installation behind wooden panels



» Type 25

At inaccessible sites we recommend securing the removeable entrance hole insert with silicon or some other sealant to prevent it falling out.
Occupants: Common Swifts.
Entrance hole: 55 x 33 mm. **Dimensions:** W 26.5 x H 18 x D 22 cm.
Material: SCHWEGLER wood-concrete.
Weight: approx. 8.8 kg.
Order No. 00 720/9



On-site insulation to avoid thermal bridges



» Type 25A

Occupants: Common Swifts.
 This type is based on the very successful type 25, but featuring an enlarged breeding space with reduced overall depth of only 15 cm. The entrance hole insert is glued-in in the factory and can be opened if necessary. It is not necessary to clean the boxes if they are occupied by Swifts.
Entrance hole: 55 x 33 mm. **Dimensions:** W 32 x H 18 x D 15 cm.
Material: SCHWEGLER wood-concrete. **Weight:** approx. 4.5 kg.
Order No. 00 721/6



Installation example in brickwork



» Type 26

Occupants: Birds that use open-fronted nest boxes, such as Redstarts, Pied Wagtails, Spotted Flycatchers and sometimes Robins.
Entrance hole: 110 x 80 mm. **Dimensions:** W 18 x H 19 x D 18 cm.
Material: SCHWEGLER wood-concrete. **Weight:** approx. 5.4 kg.
Order No. 00 730/8



Young Black Redstarts



» Type 27 Bat Brick Box

Occupants: Building-inhabiting Bat species.
Hole size: oval 66 x 26 mm. **Dimensions:** W 18 x H 26.5 x D 24 cm.
Material: SCHWEGLER wood-concrete with clinging panel.
Weight: approx. 9.5 kg.
Order No. 00 740/9



The Bat Brick Boxes should be cleaned once a year in the autumn.




» Type 28 Small Mammal Block

Occupants: Small Mammals, Shrews, Mice, partly Lizards.
Entrance hole: \varnothing 32 mm. **Dimensions:** W 26 x H 18 x D 24 cm.
Material: SCHWEGLER wood-concrete.
Weight: approx. 9 kg.
Order No. 00 745/2



Installation example in nature wall

» LIGHTWEIGHT SWIFT BOX TYPE 1A



▲ Installation in-render

Developed in association with the German Environmental and Nature Conservation Organization BUND. The lightweight nesting box is ideal for inclusion in heat insulation systems on external walls. The protruding, ring-shaped perch at the entrance enables the box to be easily installed flush with the wall surface, leaving only the entrance visible. The design makes the approach much easier for the animals, even if the external wall presents a smooth surface. Ideal for installing on the external walls of all kinds of buildings. The box can be mounted with the entrance hole on the left or the right. No aperture for cleaning is provided because this is not essential if the box is occupied by Swifts.

Installation: under or close to roofs, at least 5 m from ground on a sheltered side. When installing ensure free access below the hole for Birds entering or leaving the box. Several boxes can be placed in a group, because Swifts tend to live in colonies.

Occupants: Common Swift.

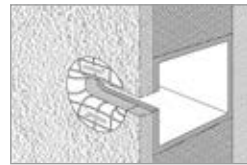
Material: SCHWEGLER wood-concrete

External dimensions: W 34 x H 13.5 x D 15 cm plus 1.7 cm for the protruding entrance ring.

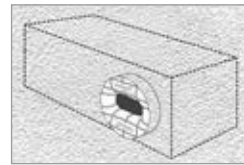
Weight: approx. 2.7 kg.

Includes: Lightweight Swift Box.

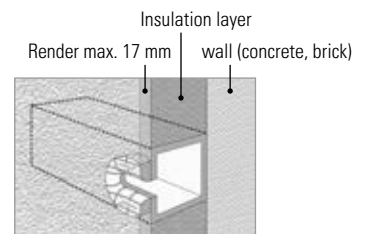
Order No. 00 729/2



▲ Flush entrance installation



▲ Flush installation, only entrance opening remains visible



▲ Example of installation (sectional view)

» BRICK ROOST 1GS



▲ Installation on wall



▲ Hanging areas



▲ Practical example

The special material used in the 1GS provides Bats which hibernate underground with the moistness that they prefer. The material absorbs moisture from the surroundings, thereby creating the right climatic conditions.

Use as winter quarters: The 1GS can be installed in areas protected from frost, making it ideal for accommodating large numbers of these animals. The internal height and the volume have been carefully designed to meet the requirements of hibernating Bats, which prefer to have the back and front of their bodies in contact with the roost, and the interior of the 1GS recessed block with its variable cross-sections and niches is ideally shaped for this purpose.

Use as summer quarters: The 1GS is also ideally suited for summer use. Individual male Natterer's Bats and also small groups of Daubenton's Bats often roost on open culverts and under bridges. The 1GS block provides an ideal daytime roosting place for them and other types of Bats.

Attachment: Fixing by means of continuously adjustable, rustproof fixing brackets (corrosion-resistant), e.g. on ceilings, walls and even on round tunnel cross-sections. Direct contact with the wall or ceiling helps with the absorption of available moisture and encourages the Bats to colonise a site. Efforts to protect Bats are assisted if the 1GS block is installed in an undisturbed place free of draughts, and where the air is moist.

Material: Special lightweight concrete that insulates and also absorbs moisture.

Attachment: With the enclosed, freely adjustable brackets (corrosion resistant).

Inspection and cleaning: Can be very easily checked from underneath using a torch. Cleaning is not necessary (self-cleaning).

External dimensions:


W 43 (with +7.5 cm for each bracket) x H 20 x D 20 cm.

Interior Crevices: 25 – 50 mm, varying, horizontal and vertical. 5 types and sizes of crevice, Orientation radii to encourage adoption.

Weight: approx. 10 kg.


Includes: Brick Roost, fixing bracket.

Order No. 00 770/4



▲ Installation in vaults

» WALL-MOUNTED BAT SHELTER 2FE




▲ Brown long-eared Bat



▲ on walls



▲ sectional view



▲ on arched walls



▲ Installation example

The Wall-Mounted Bat Shelter 2FE can be attached outside on façades as a summer hideaway or in a winter roost (e.g. frostproof, damp area in basements, bunkers, vaults, etc.). In the summer, among other things, Pipistrelle, Whiskered and Barbastelle Bats hang in this daytime hideaway. In the winter, all so-called cave hibernators use this Wall-Mounted Bat Shelter as a place to sleep. Thanks to the preformed different clinging levels on the inside a large variety of species is usually present in the shelter. The 2FE is a very effective, simple and cost-effective solution for providing crevice-inhabiting Bats with a place to hide away.

Material: SCHWEGLER wood-concrete, we recommend painting with air-permeable paint when installed on external walls.

Installation: Installing the 2FE is very easy using just two screws to fix it to a wood, brick, stone or concrete wall. If the wall surface is uneven we recommend sealing the three edges of the 2FE with silicone, foam insulating tape or a similar method. This will ensure it is free from draughts, which is preferred by Bats.

Siting: For using the 2FE as a summer home, mount it on a wall surface facing south or east. For winter use, install it in a location free from ice and

frost such as damp cellars, bunkers, bridges or caves. You can also install it in an attic or other unheated room.

Cleaning and checking: The 2FE is maintenance-free since Bats' droppings simply fall out. A torch is all you need to check if it is occupied.


External dimensions: W 25 x H 30 x D 3 to 5 cm.

Weight: approx. 2.5 kg each.

Includes: Wall-Mounted Bat Shelter, pack of 2 in cardboard box.

Order No. 00 737/7

» BAT ACCESS PANEL 1FE



▲ Installation within wall

This is a maintenance-free access panel for installing in the surface of exterior walls. The open rear enables Bats to continue to use existing nesting sites in walls. Bats prefer to remain in familiar nesting places and their survival can be supported by retaining their sites within walls. The 1FE is especially suitable for use during conversions, renovations or insulation work on older types of buildings and historic buildings. Installation of multiple units is recommended.

Positioning: Its depth of just 8 cm allows easy integration into insulation or masonry. If necessary it can also be attached to the underlying structure using screws and plugs and two eyes. Install at least 3 m above the ground, ensuring unobstructed access for Bats. Suitable for: Bat species that inhabit buildings.

Attachment height: 3 m and higher. Please ensure unobstructed approach and departure.

Occupants: Building-inhabiting Bat species.

Material: SCHWEGLER wood-concrete.

External dimensions: W 30 x H 30 x D 8 cm.

Weight: approx. 5.1 kg.

Includes: Entry cover without fixing material.

Order No. 00 747/6

» OPTIONAL BACK PLATE FOR 1FE

If access to an existing nesting site is not required, the 1FE can be fitted with an optional Back Plate, which includes an attached wooden panel to create a cavity wall inside the box. The roughened surfaces of the plate, and the inside of the 1FE itself, are very attractive to Bats.

Installation of the complete box is easy: For example, it can be screwed to a wall or fixed within insulation.

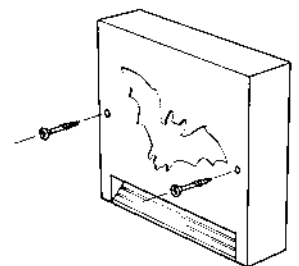
External dimensions: 1FE with Back Plate: W 30 x H 30 x D 10 cm.

Weight: 2.9 kg (Back Plate only).

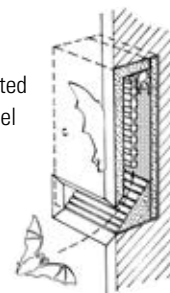
Order No. 00 748/3 Back Plate for 1FE



▲ 1FE without Back Plate



▲ Optional mounting on wall with screws




▲ Sectional view: 1FE with Back Plate



▲ Optional Back Plate for 1FE

» BAT WALL SYSTEM 3FE with defined thermal conductance | DBP (patented)



▲ Fig. 1

The 3FE wall system is intended for building-dwelling Bats (including Pipistrelle and Serotine Bats, Barbastelle Bats and Natterer's Bats, etc.). Thanks to the modular and flexible concept, many of the typical special solutions for sub-optimal façade design are covered by a standard solution, e.g. ability to enter existing roosts, small installation depth available, avoidance of thermal bridges despite smaller installation depth, required drip edge in case of water flow on the façade, etc. The design and installation work, costs and logistics are therefore optimised significantly.

The 3FE wall system can be combined in various development stages:

» OUTER SECTION / BASIC ELEMENT 3FE

The outer section (see Fig. 1, 2, 3) is the actual crevice roost and is open at the rear. Inside there are two separate hanging zones which taper upwards. Below that there is a deeper hanging area. The inside has an especially optimised surface structure. The outer section can be screwed directly onto the façade (see Fig. 2A). The surface of the façade (e.g. render) then forms the rear of the roost. It is advisable to seal the contact area, e.g. with acrylic. However, in most cases the outer section is set into the façade (e.g. glued or bricked in). The surface of the 3FE can then be rendered or be left unrendered, for example, if it is installed in fair-faced masonry. Due to the open rear, the outer section is particularly suitable for maintaining existing roosts and to make their entrance in a structurally correct way, e.g. in case of insulation measures (see Fig. 2B). The outer section can be combined with the optional insulated rear panel and/or the entry attachment (see right for description).

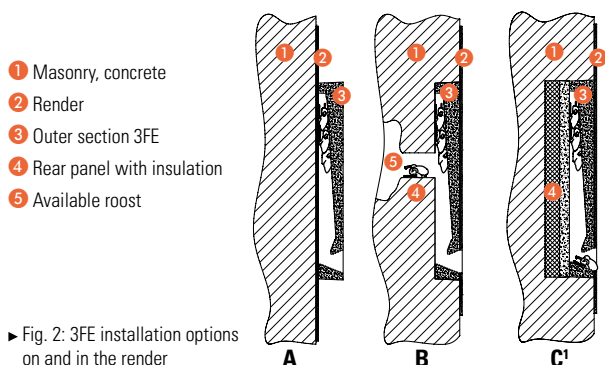
Installation: 3 – 5 m and higher. **External dim.:** W 25 x H 40 x D 5 cm.

Colour/surface: concrete grey, untreated.

Material: SCHWEGLER wood-concrete. **Weight:** approx. 3.6 kg.

Bat Box 3FE Order No. 00 790/2

(Outer section without rear panel, without entry attachment)



► Fig. 2: 3FE installation options on and in the render

» INSULATED REAR PANEL 3FE (OPTIONAL)

With the help of the 3FE rear panel (see Fig. 1, 2, 3, 4) a self-contained box or roost is created, the rear of which is fully insulated on the building side (30 mm rigid foam, thermal conductance $\approx 0.034 \text{ W/mK}$; total rear panel approx. 5 cm composite with empir $\approx 0.05 \text{ W/mK}$).

The surface of the rear panel has a special grooved structure, which enables a secure grip with good body contact. If the rear panel is used, passage into existing roosts is no longer possible.

External dimensions: with outer section W 25 x H 40 x D 10 cm.

Material: SCHWEGLER wood-concrete.

Weight: approx. 2.7 kg.

Rear Panel for 3FE Order No. 00 791/9

(Without outer section, entry attachment, screws)

» 3FE SCREWS AND FIXING SET (OPTIONAL)

The outer section and rear panel (Order No. 00790/2 and 00791/9) are supplied without fixing materials. Suitable for 3FE with and without rear panel. Each pack contains 2 stainless steel screws and universal wall plugs.

3FE Screw Pack Order No. 00 793/3

» 3FE ENTRY ATTACHMENT (OPTIONAL)

If required, the approach/entry attachment is fixed onto the outside of the outer section using the screws supplied. It offers different functions depending on the installation option chosen (see Fig. 1, 3, 4). The 3 cm thick front attachment enables additional surface insulation of the roost (see Fig. 3 D). In this way an all-year or overwintering roost can be created.

The additional insulation layer on the outside provides the bats (in Central Europe) with a frostproof hanging zone in the interior. At the same time, the thermal conductance of the whole roost also improves. A protruding entry attachment enables a drip edge and extended weather protection to be created (see Fig. 3C). This makes it difficult for heavy water running along the façade and/or driving rain to penetrate the roost.

External dimensions, attachment only:

W 25 x H 7.7 x D 3 cm.

External dimensions with outer section:

W 25 x H 40 x D 13 cm.

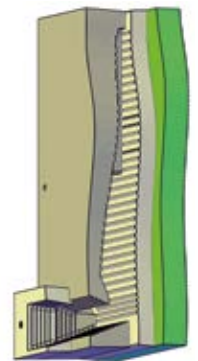
Colour/surface concrete: grey, untreated.

Material: SCHWEGLER wood-concrete.

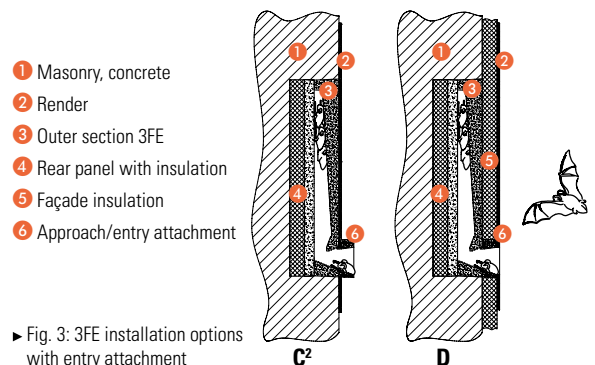
Weight: approx. 0.5 kg.

Entry attachment for 3FE Order No. 00 792/6

(Without outer section, without rear panel)



▲ Fig. 4: Section through 3FE



► Fig. 3: 3FE installation options with entry attachment

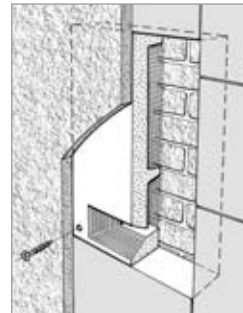
» BAT WINTER ROOST 1WI All-year roost for flush installation in walls



▲ Installation in brick wall



▲ Installation example, in render under the roof ridge



▲ Installation example
Rear open without rear panel

Inside: The interior is designed with different surface textures at different hanging levels. This not only has climatic advantages, but also helps the species to find a hanging site suitable for them.

Outside: With its podium, the funnel-shaped approach area enables the animals to grip easily and therefore accelerates acceptance, e.g. for inexperienced young animals too. The one-piece roost is delivered without painted finish. The 1WI is usually installed flush or "in-wall", recessed in the external façade, although if necessary it can also be painted with standard breathable façade paint to match the background.

Rear: The 1WI is open at the rear and covered with mesh netting in the factory, to provide grip for the animals even on smooth substrates. If installed flush (in-wall), please note that moisture can occur in the interior. If installed on sides of the building exposed to heavy rain, we recommend use of the optional rear panel (Order No. 778/0). This minimises the penetration of moisture into the building insulation/masonry. For further info see separate info sheet; please request if necessary.

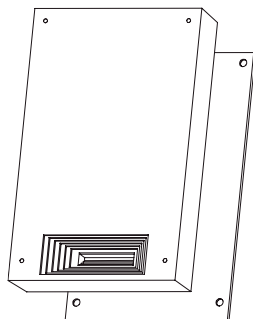
Installation: The 1WI is usually installed flush in the external façade or in external insulation under the render. It can be securely fixed on the structure using four screws. The necessary fixings are included. Only the entrance funnel for the animals remains visible following installation.

Material: Weather resistant and breathable lightweight concrete.

Overall dimensions: W 34.5 x H 54.5 x D 9.5 cm. **Weight:** approx. 15 kg.

Includes: Nesting aid (without rear panel), screws and plugs.

Order No. 00 766/7



▲ 1WI with optional rear panel
(Order No. 00 778/0)

ACCESSORIES » OPTIONAL REAR PANEL FOR THE BAT BOXES 1WI / 2WI

(suitable for Product No. 00 766/7 and 00 776/6)

The approx. 5 mm thick rear panel is glued onto the rear of the 1WI in the factory. This creates a self-contained box or roost. The total depth (1WI including rear panel) changes only slightly to around 10 cm.

Material: Vegetable fibre-reinforced concrete.

Weight: Rear panel approx. 1.6 kg

Order No. 00 778/0

» BAT WINTER ROOST 2WI with constricted entry | All-year roost for flush installation in walls



Model 2WI has a constricted entrance opening at the front (vertically to approx. 23 mm) to minimise the penetration of water, especially for locations exposed to the weather. Otherwise Models 1WI and 2WI are the same. For description and attachment details, set Model 1WI.

If installed flush (in-wall), please note that moisture can occur in the interior.

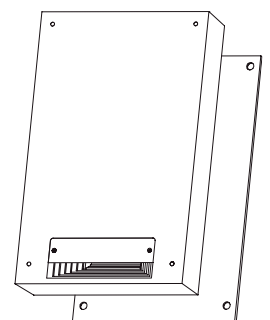
If installed on sides of the building exposed to heavy rain, we recommend use of the optional rear panel (Order No. 778/0). This minimises the penetration of moisture into the building insulation/masonry. For further info see separate info sheet; please request if necessary.

Material: Weather resistant and breathable lightweight concrete.

Total dimensions: W 34.5 x H 54.5 x D 9.5 cm. **Weight:** approx. 15 kg.

Includes: Nesting aid (without rear panel), screws and plugs.

Order No. 00 776/6



▲ 2WI with optional rear panel
(Order No. 00 778/0)

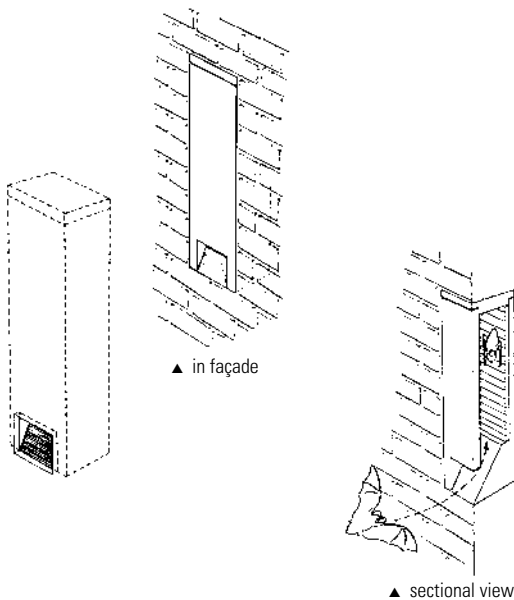
» BAT TUBE 1FR for installation in walls



▲ Example of installation



▲ Parti-coloured Bat



The tube is designed as a Bat summer roost for bricking-into the external walls of buildings. Due to its small depth of 12.5 cm it is also very suitable for installing in the thermal insulation. The tubular principle meets the characteristic needs of building-inhabiting Bat species. A wooden panel on the inside with long-term resistance ensures that the animals can cling onto the wooden side or the opposite panel (made of breathable wood-concrete). This Bat Tube is maintenance-free, as the droppings can fall slowly downwards, via the special droppings chute.

Installation: Install in façades (brick-in or render-in), in concrete (for example, in bridge structures), or retrofit under weather-boarding during renovation work, etc.

Material: open-pored, breathable SCHWEGLER wood-concrete.

Colour: 1FR is delivered in "natural grey".

It can be painted at any time with standard breathable façade paint.

Miscellaneous: If bats get inside the building, we recommend the 2FR model.

Entrance: W 15 x H 9 x D 2 cm.

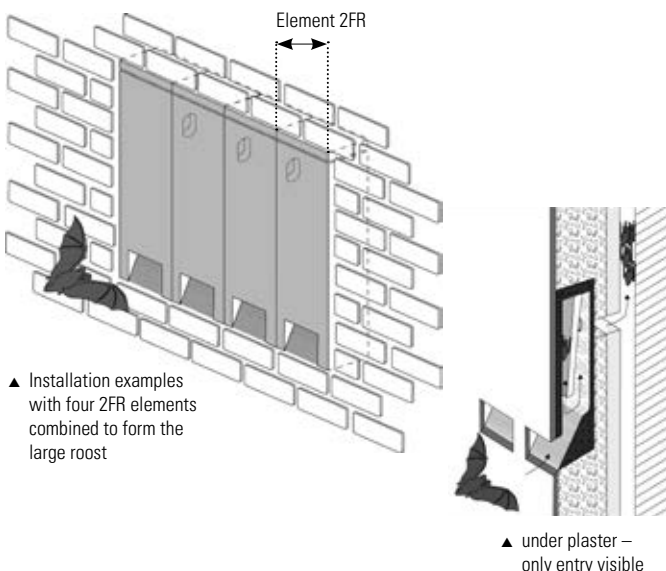
External dimensions: W 20 x H 47.5 x D 12.5 cm.

Weight: approx. 9.8 kg.

Includes: Bat Tube 1FR.

Order No. 00 750/6

» MULTIPLE BAT TUBES 2FR for installation in walls



The Multiple Bat Tubes 2FR is a modified version of Type 1FR described above. Formed by installing a row of several units side-by-side, colony roosts can be created with any size required. The individual units of the 2FR are connected by preformed passages made in the sides of the units. With three different crevice types per element and integrated passageway system as access to existing building roosts. A special feature is an optional through-passage provided in the rear of the element. Material, dimensions and weight: see 1FR. We recommend joining at least 3 units per roost.

Material: open-pored, breathable SCHWEGLER wood-concrete.

Entrance: W 15 x H 9 x D 2 cm.

External dimensions: W 20 x H 47.5 x D 12.5 cm.

Weight: approx. 9.8 kg.

Includes: 1x Bat Tube 2FR.

Order No. 00 755/1



▲ Installation example with 3 elements



The Bat species that live in Germany use a large range of different types of roosts in the summer. Bats that live in woods and forests rear their young in tree holes or crevices. Village Bats use niches and cracks in buildings or spacious attics. Each Bat species is so highly specialised that they cannot use any lair. Bats are therefore very constant in their roosts and each year return to the same site. However, among other things, weather changes with fluctuating temperatures and species-specific annual cycles lead to frequent changes in roosts. Observations of female colonies show that even mothers with their young can change lairs several times within a few days. This results in a large demand for suitable lair options, as a single female colony uses numerous roosts in the summer. This is why there is a regular shortage of suitable Bat roosts, both in built-up areas and in forests.

» UNIVERSAL BAT SUMMER ROOST 1FTH with temperature controlled hanging areas

SCHWEGLER has extended its product range for efficient Bat protection and has developed the 1FTH Bat Box for universal use, which can be installed in the woods or attached to structures. A Bat Box with diverse interior geometries has been designed, based on the most recent experience and current results of Bat research. This Bat Box integrates five roost chambers with different properties (see Figure 1 + 2). The hanging areas not only differ spatially but are also climatically differentiated. The smallest Bat species such as Pipistrelle, Soprano Pipistrelle and Whiskered Bats find their ideal lair in the conically tapered gaps of the front area. Larger species such as the Serotine Bat and the Common Noctule Bat find ideal summer and mating roosts in the spacious areas.

Different chambers are interconnected, so that it is possible to change hanging area within the roost. The open rear panel allows access to the inside of the structure if necessary. The most important new feature of the roost in the new ventilation (supply air) we have developed. It ensures the best air conditioning, both for individual animals and for larger groups. The special material used for the Universal Summer Roost 1FTH has been matched optimally to the needs of Bats. For example, it is able to store surplus moisture and to emit it during dry periods. This means a continuously balanced microclimate is created inside the 1FTH roost. It is possible to install a row of several type 1FTH roosts using a recess in the side with predetermined breaking point (Figure 5).

» **Installation on a building:** Use the enclosed fixing bracket (Figure 1) to install on building façades and structures, e.g. bridges across bodies of water, viaducts, as well as inside buildings, e.g. attics. Also in combination with other Bat Boxes.

Occupants: Serotine Bats, Pipistrelle Bats, and others.

» **Siting in the woods:** Reduces the lack of suitable tree cavities and gaps in young forests, reforestation and parks. To this end the 1FTH is installed, for example, on raised hunting hides or on stud walls (Figure 3 + 4).

Occupants: Woodland Bats such as the Brown Long-eared Bat, Nathusius' Pipistrelle, Brandt's Bat, Common Noctule and others.

Installation height: At least 3 m high. The specially shaped fixing bracket is fixed onto the respective background with screws and the 1FTH is hung up in it.

Material: Weather resistant and breathable SCHWEGLER wood concrete.

Interior finish: Corrugated SCHWEGLER wood-concrete and untreated corrugated plywood. Zinc-plated hanger.

Cleaning and inspection: Self-cleaning. Cleaning is not necessary. Easy to inspect from underneath using a torch or mirror. The Universal Bat Box 1FTH cannot be opened.


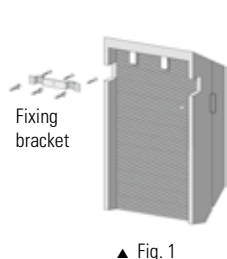
External dimensions: W 50 cm x H 70 cm x depth 19.5 cm.

Weight: approx. 25 kg.

Includes: Roost, bracket, screws, plugs.

Order No. 00 767/4 Colour: light grey

Order No. 00 768/1 Colour: black



» UNIVERSAL SUMMER BAT BOX 2FTH with temperature controlled hanging places made of SCHWEGLER lightweight concrete



▲ Installation example:
Group of 4 x FTH

Experience with our tried and tested, Universal Summer Bat Box 1FTH has shown that wood-free clinging panels in a large roost can be advantageous for some construction projects. This can be, for example, due to projects requiring the approval of the property owner, planner or designer or fire safety, as well as the location itself. It has been found that this type of roost is also used in underground basements and bunkers, where the high humidity means that wood is undesirable. At the same time, the animals' preferences or the fact that they are used to a cooler or more humid hanging site make this type the recommendable choice. In addition, this model offers an alternative clinging panel look, which can be helpful for individual projects from a planning point of view. Otherwise the 2FTH is largely the same as model 1FTH on page 54, it is possible to install a row of several roosts..

» **Siting in the woods:** Reduces the shortage of suitable tree cavities and gaps in young forests, reforestation and parks. To this end, the 2FTH is installed, for example, on raised hunting hides or on stud walls (Figure 3 + 4).

Occupants: Forest-inhabiting bat species such as Brown Long-Eared Bats, Nathusius' Pipistrelle Bats, Whiskered Bats, Noctule Bats, and others.

» **Installation on a building:** Use the enclosed fixing bracket (Figure 1) to attach to building façades and structures, e.g. bridges across bodies of water, motorway bridges, as well as inside buildings, e.g. attics, basements. Is also very suitable if installed in combination with other Bat Boxes.

Occupants: House-inhabiting bat species, including Serotine, Common Pipistrelle and Natterer's Bats.

Installation height: At least 3 m. The specially shaped fixing bracket is fixed onto the respective background with three screws and the 2FTH is hung in it.

Material: Weather resistant and breathable SCHWEGLER lightweight concrete. Inside structured clinging panels made of SCHWEGLER lightweight concrete, rear made of SCHWEGLER wood-concrete with corrugated hanging structure, hanging fixings made of zinc-plated steel.

Cleaning and inspection: Self-cleaning. Cleaning is not necessary. Easy to inspect from underneath using a torch or mirror. The Universal Bat Box 2FTH cannot be opened.

External dimensions: W 50 cm x H 70 cm x D 19.5 cm. **Weight:** approx. 25.4 kg.

Colour: light grey, available in black on request. **Includes:** Roost, bracket, screws, plugs.

Order No. 00 772/8

» MAIN CAVITY FOR RECESSED INSTALLATION 1FTH / 2FTH



▲ Main Cavity

With this entrance block it is possible to integrate the 1FTH and 2FTH directly into the masonry or the insulation. Due to the Main Cavity beneath the roost it is still possible to access all roost chambers. Thanks to the droppings chute, droppings usually dry before they fall out. Therefore, soiling of the façade is largely avoided. This Main Cavity is set under the 1FTH/2FTH for bricking in. To integrate the 1FTH/2FTH roost into the external thermal insulation composite system, it can also be fixed onto the wall using the fixing bracket and the Main Cavity is then placed on, or rather it is glued or bricked into, the insulation. By installing the 1FTH/2FTH together with the Main Cavity, very inconspicuous solutions can be achieved, e.g. in building conservation structures or especially designed façades.

Material: SCHWEGLER lightweight concrete.

Outer dimension: Main Cavity only: approx. H 36 cm x W 50 cm x D 19.5 cm.

1FTH/2FTH with Main Cavity: approx. H 90 x W 50 x D 19.5 cm.

Weight: Main Cavity approx. 9 kg.

Colour: light grey.

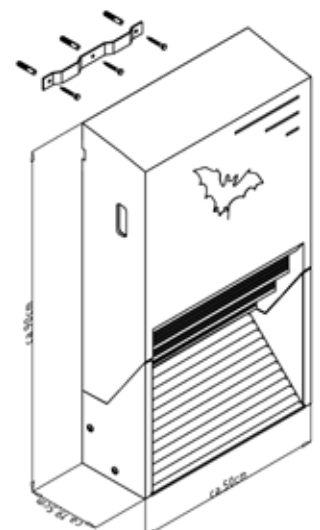
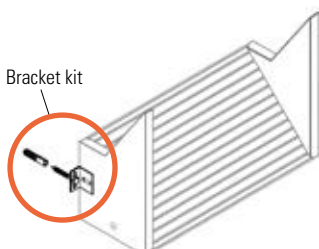
Main Cavity Order No. 00 769/8

ACCESSORY » Bracket kit

An optional Bracket Kit is available for additional fixing on the wall. Is used, e.g. on thermal insulation in order to fix the FTH Bat Box with Main Cavity on the concrete wall / masonry and then to attach the ETICS system. Bracket Kit cannot be used for side-by-side row.

Includes: 2 angle brackets, screws, universal wall plugs.

Order No. 00 773/5



▲ Main Cavity installed with 1FTH / 2FTH





This is the ideal Bat Box for all types of Bats that inhabit buildings. The Bats may use it for roosting, to form a colony or to shelter their young.

▲ ▼ Examples of installation



▲ Noctule

» SUMMER BAT ROOST 1FQ for installation on external walls

Internally it has two main areas which can be viewed at any time by removing the front panel (see figure 1). The hole at the bottom provides the entrance and allows droppings to fall out. The box requires no maintenance or cleaning. Bats search for and inhabit spaces which suit their own particular habits and requirements; their differing preferences have been carefully reflected in the design of this product. For example, the outside of the front panel has been roughened to enable the animals to land and hang on to it securely (see figure 2), and access is via a step-like recess to ensure that even inexperienced young Bats quickly become accustomed to it.

Installation: Using the four screws and plugs provided (see figure 1), the box can be easily attached to most types of external brick, timber or concrete walls (see figures 3 and 4). It will also attract Bats if it is placed inside a roof space or inside historic buildings. When it is fixed to timber we recommend that the gaps between the wall and the box are sealed with silicone to prevent moisture being trapped.

Installation height: Position 3 metres or higher above the ground in a place where there is a clear flight path for Bats entering and leaving the box.

Inside: Inside the roost, a special surface structure is incorporated on the back which are good insulators and are used by the Bats as perches, and the inside front has a special porous coating which helps to maintain the ideal temperature inside the box. The internal layout means that there are three different areas from which Bats can hang and which offer different degrees of brightness and temperature. There are also non-slip areas, gaps ranging from 1.5 to 3.5 cm in width, and places to hide (see figure 2).

Material: The box is made of special weather-resistant, air-permeable and rot-proof SCHWEGLER wood-concrete. Because this material is so long-lasting, and because the design of the box prevents water entering (see figure 3), the box will help Bats for decades. The front panel is painted during manufacture; if you wish to match an existing colour, it can be painted with an air-permeable wall paint.

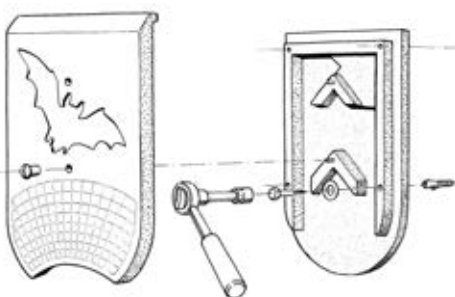
Note that the rear has been left untreated to provide better contact with the mortar if it is installed within the rendering on an outside wall. All metal parts with which the animals come into contact are made of rustproof material.

Dimensions: W 35 x H 60 x D 9 cm.

Weight: approx. 15.8 kg.

Includes: Bat Box, screws and plugs.

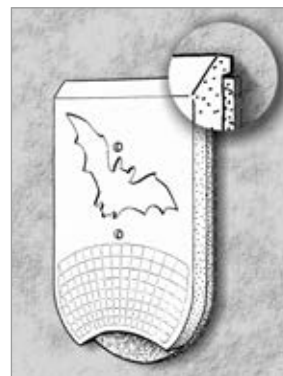
Order No. 00 760/5



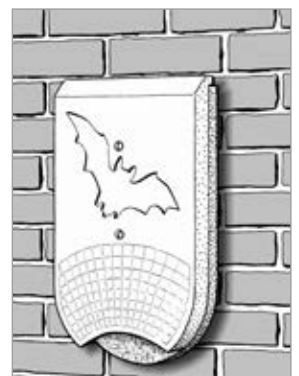
▲ Fig. 1



▲ Fig. 2



▲ Fig. 3



▲ Fig. 4



Bat winter roost for attaching and installation on facades and within buildings (e.g. attics)

Due to their special insulation, the Winter Roosts 1WQ and 1WI (see below and page 54) are suitable as a place for building-inhabiting Bat species to live not only in the winter but also in the summer.

Thanks to the patented double-panel system, these roosts are suitable for winter. This system has been used successfully for many years in our Bat Hibernation Box 1FW for forests and woods. Together with the insulation material used, the design ensures excellent insulation properties while at the same time remaining very breathable for decades. Both roosts have been improved continuously in lengthy test series. They are self-cleaning and are therefore maintenance free. These all-year round roosts are made for safe colony and nursery roost formation in the summer and for safe winter hibernation of the animals.

Installation: On façades, 3 m and higher. Ensure unobstructed approach and departure.

Typical building-dwelling Bat species are, among other things: Pipistrelle, Serotine or Particoloured Bats.

» BAT WINTER ROOST 1WQ All-year roost for attaching to walls



The two-piece 1WQ model is attached to the surface of a building façade. The bottom section is screwed onto the wall first and is then closed off with the top section (with the Bat silhouette). This means that the mounting screws are no longer visible later.

Occupants: Typical house-dwelling Bat species are, among others: Common Pipistrelle, Serotine, Parti-Coloured Bats and, provided corresponding distributions exist in the roost installation site, Noctules or Bechstein's Bats.

Interior: Special niches are built-in inside the roost, creating a kind of labyrinth. It is therefore ideally matched to the needs of the animals, both in the winter and in the summer.

Exterior: The top of the two-piece roost is has a visible Bat silhouette on the surface.

Below this is the structured approach area, which offers the animals good foothold options. The generously sized step-shaped entry area accelerates acceptance, for example, including for inexperienced young animals.

Colour and colour changes: The 1WQ is supplied with a weather-resistant, light-grey coating.

If necessary, it can be adjusted using a standard breathable façade paint, for example, to match the substrate colour. Please only use breathable concrete paint, as otherwise the function of the roost can be limited.

Material: Weather resistant and breathable lightweight concrete with innovative shape so that it can be used for decades of successful nature conservation. All metal parts with which the animals come into contact are made of rustproof material.

Maintenance: Self-cleaning and therefore fully maintenance-free.

Siting: From 3.5 m and higher. Ensure unobstructed approach and departure options.

Suitable locations: Any type of buildings, regardless whether they are built from concrete, brick or timber. Also suitable in and on historical walls, road structures, industrial buildings or residential houses.

Installation: The twp-piece roost is installed using the four screws/plugs supplied. These are designed for standard masonry and concrete walls. Use the screws without plugs for installation on wooden walls/beams. Note: Please check the suitability of the fixings provided on site, as particular building materials may need other screw/plug combinations.

Dimensions: W 38 x H 58 x D 12 cm.

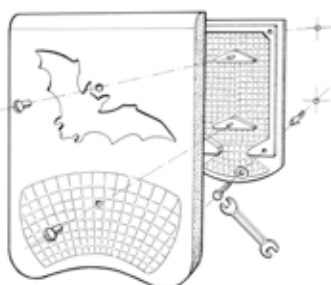
Weight: approx. 22 kg.

Includes: Bat Box, screws and plugs.

Order No. 00 765/0




▲ 3 x 1WQ roosts installed in a group



Alternatively, as a **winter roost, for flush installation in the façade**, our **1WI** product on page 52 is suitable.

BUILT-IN ELEMENTS FOR NATURAL WALLS

Nest elements for installation
in stone and natural walls



▲ example: Wall with nine built-in, nest and observation blocks (Bumble-Bee Box, Insect Nest Box, Ant/Observation Block, Insect Nest Wall, Bird and Insect Water Dish, and much more).

With the enormous consumption of landscape by our civilisation, not only conservation areas, but also our gardens and open spaces have become the final refuges and safe havens for the endangered animal and plant world. With a natural stone wall a wonderful habitat can be created in the garden for different animal and plant species.


By combining the wall with SCHWEGLER products and suitable planting, an attractive and living refuges is created, e.g. for Insects, Small Mammals, Birds, and Lizards. A south-east orientation with free sunlight incidence is idea, although other positions also function at all times in order for an individual animal and plant world to settle. Suitable natural stones or concrete blocks can be found, for example, in building trade outlets, gardening and landscaping suppliers, etc.

SCHWEGLER built-in elements can be easily integrated in structures, regardless of whether a wall, herb spiral or stone wall. Diverse installation ideas can be realised. How about a living garage wall, wall sections as a garden element, retaining wall, herb spiral, raised bed wall, and, and, and ...? Other products can also be installed in the wall area and can be integrated in the planting. For a living oasis on your property.


» NEST ELEMENTS FOR INSTALLATION IN STONE AND NATURAL WALLS Examples



◀ Example:
Herb spiral



◀ Example:
Freestanding wall



Example: Pond edge ▶

Built-in modules and individual products for walls, spirals, etc.

Detailed descriptions are given at the respective products in the catalogue.

- 1 **Small Mammal Block Typ 28** (for description, see page 48)
suitable for Small Mammals and Lizards, install near the ground.
Order No. 00 745/2
- 2 **Open-Fronted Nest Box Type 26** (for description, see page 48)
for rock shelter or niche breeders, attach as high as possible. Where there are lots of predators, for example, Cats, Martens, Magpies, Jays, Racoons, the block should be mounted very high in a protected position only or use our 7 Niche Nesting Box (page 50).
Order No. 00 730/8
- 3 **Bumble-Bee Box, above-ground** (for description, see page 60)
Order No. 00 350/8
- 4 **Ant/Observation Block** (for description, see page 66)
Order No. 00 378/2
- 5 **Bird and Insect Water Dish** (for description, see page 64)
Order No. 00 492/5

- 6 **Spider Frame**
"Spiders are horrible!" Unfortunately these words are heard all too often but anyone who has observed the fascinating life of Spiders will soon change their mind. This wooden frame attracts Spiders which spin circular webs. To make observation easier, the frame can be placed in a typical Spider habitat. The spiders will adopt the frame of their own accord and do not need to be placed in it. The rectangular frame contains a weatherproof corner, called a retreat, where the Spider is also protected from its enemies.



Siting: In a meadow, approx. 20 cm above the ground, on the edge of beds of shrubs, by bushes, or close to a building.

Material: Wooden frame with galvanized steel peg.

Dimensions: W 33 x H 35 x D 2 cm, plus peg 30 cm.

Weight: 0.62 kg.

Order No. 00 379/9

BUILT-IN ELEMENTS FOR NATURAL WALLS

Nest elements for installation
in stone and natural walls

» NICHE NESTING BOX Built-in module



Built-in module for rock shelter and niche breeders. Due to the design of this box with double entry, the small predator protection integrated in the inside of the brood chamber is very effective. This type of box is safe against Magpies, Cats, Martens and Jays because, due to the penetrating brightness, the birds always build their nest in the rear area of the brood chamber insert. Another advantage of the brood chamber insert is that the parent birds can provide for their young from the antechamber. With Brood Chamber Insert and Reeds for side padding in the masonry wall.

Occupants: Black and Common Redstarts, Robins, Wrens, Tree and House Sparrows.

Colour: Carcass: natural grey/raw.

External dimensions: W 20 x H 20 x D 30 cm.


Brood chamber inside: W 15 x D 21 cm.

Entrance hole size: 30 x 50 mm.


Material: Nest box made of SCHWEGLER wood-concrete, brood chamber insert made of wood.

Weight: approx. 5.6 kg.

Order No. 00 704/9



» INSECT NESTING WALL CLAY/REEDS Built-in module



Inset nesting wall for Solitary Insects. Nesting options made of clay and reeds are inserted into a carcass made of heat storing SCHWEGLER wood-concrete. The solid construction minimises temperature fluctuations and is extremely breathable. This nesting aid is very readily accepted due to the large number of different nest diameters and materials. Attach in very sunny places.

Colour: Carcass: natural grey/raw.

Dimensions: W 20 x H 30 x D 15 cm.

Weight: approx. 7.5 kg.

Order No. 00 371/3

» REED INSECT BLOCK Built-in module



Nest boxes made of natural reeds are inserted into a carcass made of heat storing SCHWEGLER wood-concrete. We purchase our reeds from controlled European regions without exhaustive cultivation and insecticides. The solid construction minimises temperature fluctuations and is extremely breathable.

Material: Reeds with weatherproof wood-concrete carcass.

Colour: Carcass: natural grey/raw.

Dimensions: Carcass W 21.5 x H 30 x D 12 cm.

Weight: approx. 7.1 kg.

Order No. 00 369/0

» INSECT NESTING HOUSE FOR OBSERVATION Built-in module



Front panel removable, as with Insect House on page 62; attach in very sunny places.

Colour: Carcass: natural grey/raw.

Dimensions: W 20 x H 30 x D 15 cm.

Weight: approx. 6.7 kg.

Order No. 00 376/8

*All built-in modules
are supplied in
natural grey. Sand-
yellow is available on
request.



All the different types of Bumble Bees in Central Europe are under threat to some degree. Of the 29 species in Germany, 10 have already disappeared from some regions. Protective measures are essential, not only because of the rarity of these insects but also because of their importance for cultivated plants. The first step is to provide SCHWEGLER Bumble Bee Boxes, followed by the cultivation of nectar-giving plants on which specific species depend, such as willow catkins and fruit. Bumble Bees are vital because of their specific characteristics. Those with short probosces fly when temperatures are lower (i.e. between +5 °C and –5 °C). By biting through the corolla tube, which contains the nectar in some flowering plants, they allow Honey Bees and Wild Bees initial access to nectar in the early part of the year. Bumble Bees, especially the queens, carry four times as much pollen per flight than Honey Bees or Wild Bees, and are considerably quicker.

Varieties with long probosces are: *Bombus pascuorum*, *Bombus hortorum*, *Bombus sylvarum*, *Bombus rudarius*, *Bombus humilis*, *Bombus subterraneus*, *Bombus distinguendus*, *Bombus veteranus*.

Those with short probosces are: *Bombus terrestris*, *Bombus mesomelas*, *Bombus lapidarius*, *Bombus pratorum*, *Bombus hypnorum*.

» BUMBLE BEE BOXES DBP (patented)



▲ Overground Bumble Bee Box

▲ Bumble Bee nest

▲ Underground Bumble Bee Box

▲ During installation

» OVERGROUND BUMBLE BEE BOX, DBP (patented)

Siting: Private gardens, plant nurseries, orchards, parks, etc. Ideal for observing the various stages in the development of Bumble Bees because the lid can be opened at any time. The Bumble Bees will colonise these boxes on their own but details are also provided on how to place the queen in the box.

Material: Durable SCHWEGLER wood-concrete.

Colour: Olive green coating.

Includes: Supplied complete with wool nesting material sufficient for one season. Annual replacement sets can be obtained (Order No. 00 352/2) and include a cardboard entrance tube and wool nesting material. Instructions are supplied.

Dimensions: W 38 x H 38 x D 54 cm.

Weight: approx. 18.5 kg.

Order No. 00 350/8

» UNDERGROUND BUMBLE BEE BOX, DBP (patented)

Siting: This box is placed under the soil and is left for the queen to colonise. Being underground it is relatively safe from interference or vandalism and can therefore also be placed outside gardens or on public land without attracting any attention.

Material: Durable SCHWEGLER wood-concrete.

Includes: Supplied complete with moisture-repellent nest wool.

An annual replacement set can be ordered separately (Order No.00 356/0). Instructions are included.

Maße: W 41 x H 22 x D 36 cm.

Weight: approx. 11.5 kg.

Order No. 00 355/3





Hornet protection In Germany and in some parts of Austria, Hornets enjoy special protection. It has now been proven that Hornets only attack for absolute self-defence, i.e. if they are pursued directly. Their sting is no more dangerous than that of a Bee. Only two species of Hornets live in Europe. Together with the small species of Wasps, these belong to the family of True Hornets (Vespinae) or Eusocial Wasps (Vespidae). These in turn, like for example the Bee family, belong to the large group (order) of Hymenoptera (meaning "membrane wing"). The Hornets feed off of nectar, fruit and plant sap, but they feed live captured insects and larvae (animal protein) to their offspring. To do this they also catch large able-bodied insects and therefore fulfil important regulating tasks in the species structure of nature. If this relational structure is disrupted, the probability of mass reproduction of insect species that are undesirable for humans, such as the Bark Beetle, increases. Did you know that a large Hornet colony feeds up to half a kilo of insects – Horseflies, Daddy Longlegs, Caterpillars, Wasps, etc. – to its young daily?

» HORNET STARTER BOX DBP (patented)



Weight: approx. 3.9 kg.
Ext. dim.: W 16 x H 35 x D 17 cm.
Entrance: Ø 16 mm.
Includes: Nest box, galvanised hanger and aluminium nail.
Order No. 00 361/4

Especially during the time in which the nest is established, unfavourable factors such as bad weather, food shortage or the lack of suitable nesting options, which overstrain the young Hornet queen in her attempt to find a dry and safe place to build her nest and keep warm. Here the SCHWEGLER Hornet Starter Box can help! Based on the latest Hornet conservation findings, it provides ideal climatic conditions for the young colony. The unique entrance, for which a patent is pending, minimises unwanted occupation by Birds, Bats and Mammals. The SCHWEGLER Hornet Starter Box is suitable for beginning the nest and as a safehouse for smaller or late Wasp or Hornet colonies. If the colony grows favourably, from a certain size a filial colony is formed or the colony moves into a larger roost. We recommend our SCHWEGLER Hornet Box (Order No. 00 360/7). In general, it is always advisable to use the Starter Box in combination with the SCHWEGLER Hornet Box.

Siting: A minimum height of 1.5 metres is recommended, sunny locations are preferably accepted. In order to increase acceptance. Please note that the approach area should be hardly frequented by humans. For optimum development, the distance from the larger SCHWEGLER Hornet Box should generally be around 10 to 50 metres (can vary depending on the surroundings).
Material: SCHWEGLER wood-concrete. Hanger: steel, galvanised.

» HORNET BOX DBP (patented)



Material: SCHWEGLER wood-concrete. Hanger: steel, galvanised.
Weight: approx. 14.5 kg.
Ext. dim.: W 28 x H 60 x D 25 cm.
Includes: Nest box, galvanised hanger and aluminium nail.
Order No. 00 360/7

The Hornet Nest Box made of our tried and tested SCHWEGLER wood-concrete has numerous advantages compared to Hornet Boxes made of wood:

- » Improved interior shape, which the animals prefer; more readily acceptable.
- » Due to its insensitivity to weather, the durability is far longer than wood.
- » Very favourable microclimate thanks to the tried and tested and durable SCHWEGLER wood-concrete material. Wood-concrete does not warp with time, so that the microclimate in the box is not disrupted by draughts. Also, bright light cannot enter the inside of the box.
- » Very suitable for independent settlement and for relocation campaigns.

Siting: The Hornet Box can be installed at the edge of forest clearings, forest edges, in windfall areas, clear-cut areas, park landscapes, etc., especially attached to deciduous trees. Where possible, the hanging site should not be particularly conspicuous, to avoid provoking possible disruptions.

The direct air space, entry and exit area at the level of the Hornet Box must be free from branches. If several Nest Boxes are installed, the distance between them must be at least 100 metres, as otherwise proper territorial fights take place between the different Hornet colonies.

Height above ground: At least 4 m.

Cleaning: From April of the following year. Leave the old nest undisturbed throughout the winter, as "useful animals" such as Lacewings, Hornet Beetles, etc. like to spend the winter in it.

Occupancy: From May until late summer.

Precise documents on use are supplied with the Hornet Box.

Colour: Olive green coating.

Optionally, the Hornet Box can be attached using two Hanging Blocks.

Optional Hanging Block Order No. 00 199/3

Contains 1 block + 3 aluminium nails. You need **two** blocks.



▲ Practical example

» NESTING AIDS for solitary insects

Combining protection of species with an opportunity to experience nature! These SCHWEGLER nature conservation products attract such beneficial creatures as solitary bees, sabre wasps, ants and spiders. And best of all, the creatures that one is protecting can be observed and their life cycles can be studied.

These SCHWEGLER products provide homes for useful creatures such as Solitary Bees, Parasitical Hymenoptera, Ants, Spiders and other small creatures. They also let you study your Insects and observe their life cycle. Whether in the garden or on a balcony, these nesting aids are a reliable and relaxing way of making observations and gaining knowledge. Closer contact with this group of animals, and an awareness of their beauty, are the basis for greater respect for wildlife. These nesting aids are perfect for nurseries, schools, colleges and wildlife centres as well as private gardens. Their designs allow creatures to be observed with minimal disturbance.

Most species of Hymenoptera that live in hollows and recesses do not make the excavations themselves. Instead they occupy existing holes, made by certain types of Beetles, in which they construct their brood cells. Because they regulate the numbers of insect pests, Hymenoptera are of major ecological and agricultural (and also economic) importance. They also have an important part to play as pollinators in the balance of nature. Much of our countryside has been cleared and cultivated and consequently there are not enough natural nesting places. Everyone should make an effort to provide nesting aids for insects.

Suitable sites: There are no hard and fast rules for siting but care should be taken to select a sunny site that is protected from wind and rain.

Examples of good sites include allotment sheds, pergolas, walls, gardens and even balconies up to the third or fourth floor. Nesting aids should also be left outside during the winter because otherwise the Insects will emerge from their winter hiding places too early and die.

Occupants: Hymenoptera such as Wild Bees, Sand Wasps and Common Wasps.

Effectiveness: The type of nesting aid that proves most popular with flying and other types of Insects will differ depending on the landscape and vegetation. In central Europe there are almost 600 species of Wild Bees, each with its own micro-climatic requirements with regard to habitat. Occupation densities vary among the different insect nesting aids depending on whether they are made of wood, clay, reed or wood-concrete. Simply hang up our different nesting aids and see for yourself.

Important! All the species that will use these nesting aids are peaceful and completely harmless to humans and pets.

These devices are maintenance-free, please do not try to clean, since you might destroy intact cells.

» INSECT HOUSE for solitary insects | DBP (patented)



This is intended for the occupants described above (commonly called "Wild Bees"). For the first time, it is now possible to study the previously hidden life and development of our solitary Bees and Wasps by lifting out the front panel with its transparent nesting tubes. It is possible to watch the cycle from egg-laying to development of the larvae, right up until the time the insect leaves the brood chamber the next season. Note that it is essential to properly replace the front panel after each inspection to keep the insects in darkness.

Occupants and siting: Please see above. We strongly recommend **sunny places** for this device!

Material: Box: wood-concrete with weatherproof wooden front panel.

Interior: transparent nesting tubes of different diameters.

Especially for observation! As a pure Insect habitat we recommend the products on page 63 and 64.

External dimensions: W 21 x H 33 x D 15 cm.

Weight: approx. 9.2 kg.

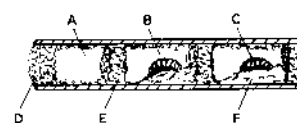
Order No. 00 373/7

Transparent tubes can be obtained separately as replacements.



▲ Example of occupation

This diagram below shows the structure of a Mason Bee breeding tube:



A: empty cell
B: brood cell
C: larvae

D: nest seal
E: partition
F: pollen bread



brood cell with egg on pollen bread



brood cell with feeding larva



brood cell with pupa in cocoon, cut open



» CLAY & REED INSECT BLOCK

Nesting facilities made of clay and reeds are placed in a block made of heat conserving SCHWEGLER wood-concrete. The solid structure keeps temperature fluctuations to a minimum and makes the block extremely air-permeable. This nesting aid will be easily adopted on account of the various sized holes and materials that it contains. Supplied with galvanized metal strap.

Material: Clay and reed in weatherproof wood-concrete frame.

Dimensions: W 21.5 x H 30 x D 12 cm.

Weight: approx. 7.6 kg.

Order No. 00 377/5



» REED INSECT BLOCK

Nesting facilities made of natural reeds are placed in a block made of heat-conserving SCHWEGLER wood-concrete. Our reeds are obtained from carefully managed and insecticide-free areas in Europe. The solid structure keeps temperature fluctuations to a minimum and makes the block extremely air-permeable. Supplied with galvanized metal hanger.

Material: Reed in weatherproof wood-concrete frame.

Dimensions: W 21.5 x H 30 x D 12 cm.

Weight: approx. 5 kg.

Order No. 00 374/4



» WOOD-CONCRETE INSECT BLOCK

Insect nesting aid made from special SCHWEGLER wood-concrete that ensures a balanced interior atmosphere and is air-permeable. Supplied with galvanized metal hanger.

Material: SCHWEGLER wood-concrete.

Dimensions: W 14.5 x H 27 x D 8.5 cm.

Weight: approx. 3.7 kg.

Order No. 00 375/1



» HARDWOOD INSECT BLOCK

Traditional insect nesting aid made from domestically produced wood. Supplied with galvanized metal hanger. **As the product is made of solid wood, cracks cannot be prevented.**

Material: Hardwood (west-European native beech).

Dimensions: W 11.5 x H 24 x D 9 cm.

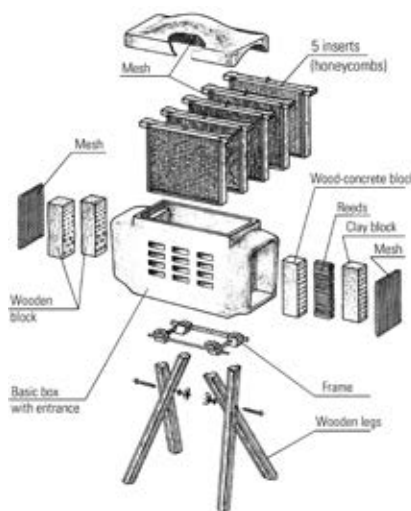
Please do not hang up in an exposed area. Protected hanging under eaves or similar is necessary.

Weight: approx. 1.8 kg.

Order No. 00 370/6



» INSECT COMBI DBP (patented)



▲ Individual components (overview)

▲ Insect Combi – all components

The SCHWEGLER Insect Combination Box is designed to encourage useful insects to live in your garden. Internal slats filled with different natural materials offer suitable accommodation for many useful species which fulfil an important regulatory or pollination function in our natural world.

The Insect Combi eliminates the need for poisonous chemicals in a garden measuring up to 400 ... 500 m².

Pest damage in a garden or in the countryside can be seen when certain plants become weak and diseased, die off or fail to develop properly. To a certain extent plants can protect themselves against weather conditions but when subjected to attack by pests their only defence is to rely on the natural enemies of these pests. The Insect Combi helps to ensure the survival of these beneficial creatures.

The different layouts and materials used in the Combi attract a wide number of species of useful creatures and they can hide or overwinter in it. Occupants live relatively independently of one another and can survive even in unfavourable conditions. Most Insects fly into the box and those that cannot fly will climb into it from the specially designed wooden legs.

Occupants: Lacewings, Earwigs, Ladybirds, up to 200 different species of Wild Bees, Masked Hunters, Robber Flies, Thrips, Solitary Wasps and occasional Butterflies.

Siting: Sheltered from the weather in a sunny or semi-shaded spot in gardens, orchards, plant nurseries and parks. Long-term observations have shown that the useful creatures living in the combi will consume 60 – 90 % of the pests affecting cultivated and ornamental plants. These include, for example, Greenfly, Cabbage White Caterpillars, Cabbage Moth Caterpillars, Leaf-cutter Wasp larvae and Winter Moth larvae.

Material: The box is made of SCHWEGLER wood-concrete, with natural nesting materials, galvanized metal supporting frame and wooden legs.

Dimensions: W 65 x H 50 x D 40 cm.

Height when fully assembled: 1 m approx.

Weight: approx. 50 kg.

Detailed instructions are included.

Order No. 00 386/7

» WATER DISH FOR BIRDS AND INSECTS



Thanks to its special shape with integrated podium, this Water Dish for Birds and Insects is optimally suited for moisture intake for both groups of animals. The red colour attracts Bees, Butterflies, etc.

Birds always need large amounts of water. They need water for their liquid intake as well as for bathing. For this reason, a water dish should be installed in every garden. This product is not suitable for the winter. Store inside the building during the winter months, or turn it over so that water, snow and ice cannot accumulate and cause damage.

Material: SCHWEGLER Lightweight Concrete. **Size:** ø 50 x 10 cm.

Capacity: 3.5 litre. **Weight:** approx. 13.5 kg.

Order No. 00 492/5

» LACEWING BOX registered design



Siting: The Lacewing Box is supplied with natural straw and should be attached at a height of 1.5 to 2 m on a pole, mast or solitary tree, with the side containing the slats sheltered from the wind.

When to set it up: Large numbers of lacewings can be found from mid-September onwards on the outskirts of towns or villages, fields, meadows or fallow land. After the first frost the occupied box can be moved to a garden and set up near bushes and fruit trees ready for the next spring. It can be left outdoors all year round and requires no maintenance or cleaning.

Installation: Always all-year round in the outdoor area. Maintenance-free roost; no cleaning necessary.

Lacewings are useful insects that are natural enemies of Greenfly and Mites. Their larvae feed on smaller insect pests; during their two week development, each one can eat as many as 500 Greenflies.

Adult Lacewings survive through the winter but require shelter from mid September until the next spring.

Our SCHWEGLER Lacewing Box is a secure place in which they can spend the winter and also provides the best possible protection against their natural enemies.



Installation height: 1.5 to 2.0 m.

Colour: The box is brightly painted red because lacewings see colours differently from humans and prefer this colour.

Material: SCHWEGLER wood-concrete with galvanized steel hanger.

Dimensions: W 28.5 x H 30.5 x D 30 cm.

Weight: approx. 8 kg.

Includes: Lacewing Box, hanger and aluminium nail.

Order No. 00 385/0

» EARWIG TUBES



Earwigs feed mainly on greenfly, spider mites and insect larvae and eggs, as well as many of the smaller pests. It is extremely useful to gardeners in the battle against Greenfly. Earwigs are active at night and hundreds of them will gather in these tubes during the day to sleep.

Positioning: Place the tube on the cut off end of a branch. They should be located in a shady place about 5 to 10 cm above the ground. Other tubes can be distributed among bushes, trees or shrubs. Always ensure that they are not exposed to too much sunlight. In vegetable beds place the tube over a short stick about 3 to 5 cm above the ground. They require no maintenance or cleaning and can be left outdoors all year round.

Occupancy: From early May to late autumn.

Includes: 3 tubes.

Material: SCHWEGLER wood-concrete.

Dimensions: Ø 6 cm x height 10 cm.

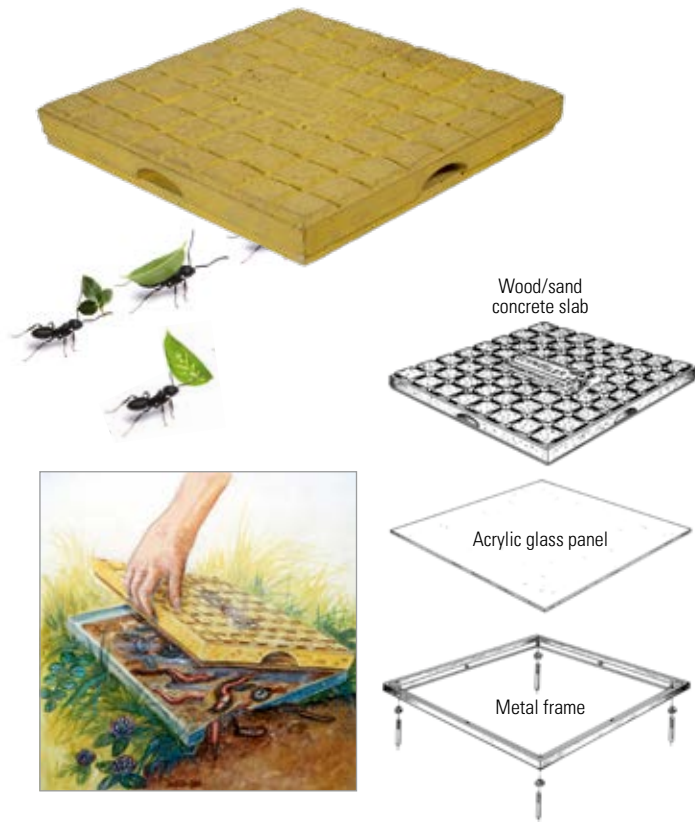
Weight: approx. 0.2 kg each tube.

Order No. 00 380/5



▲ Sales packaging

» WILDLIFE PAVING STONE Patent pending



For settlement and for non-disruptive nature observations of "useful creatures" and other small creatures living under the slab. Ants and other animals in the cellar and garden residents use the observation block as a daytime hideaway or winter home. Up to 70 species have been found. You can remove this observation slab as often as you want safely, for example, without disrupting the ants' young and the colony's passageways.

Description: The thermal store made of special wood-sand concrete sits on a non-slip metal frame with an incorporated acrylic glass slab.

Siting: In a field or in the grass, in sunny or semi-shaded positions.

Dimensions: 40 x 40 x 5 cm.

Weight: 13.5 kg.

Occupants: Ants, Snails, Woodlice, Brown Centipedes, Ground Beetles, Spiders, Earwigs and Earthworms, Millipedes, Grubworms and many others.

Order No. 00 378/2

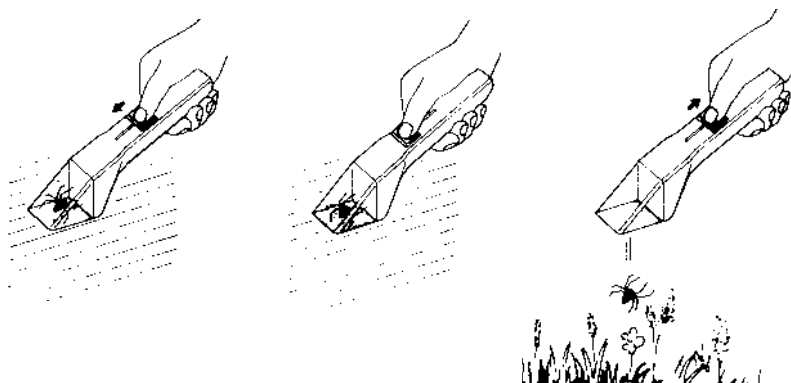
» INSECT-SNAPY®



"Protect and conserve instead of killing and destroying" is the idea behind this device. Its main advantage is its ease of operation: The floor of the Snapy is drawn back and the tool placed over the Insect. The floor is then carefully pushed forward. The Insect is released outside by drawing the floor back again.

The actual colour of the product may differ from the image. White with different coloured shutter, a random colour will be sent.

Order No. 00 285/3





▲ Hoopoe



▲ Scops Owl



▲ 1FNA's installed



▲ 1FNA's installed



▲ Fig. 1: 1FNA with breeding Roller



▲ Fig. 2: 1FNA

» NEST BOX 1FNA | 2FNA

This durable box was especially developed for Lesser Kestrels. However it is equally popular with species requiring a spacious nesting compartment. The design combines relatively compact dimensions with good insulation, especially when installed in sunny spots.

Cleaning: The box can be easily accessed using the inspection flap at the rear.

Material: SCHWEGLER wood-concrete.

Siting: At least 4 m above the ground. Please ensure unobstructed access for Birds entering and leaving the box. Includes platform below the entrance-hole for convenient access of its occupants.

Interior of nesting chamber: W 36 x H 17 x D 16 cm.

External dimensions: 1FNA: W 54 cm x H 24 x D 23.5 cm. 2FNA: W 43 x H 24 x D 25 cm.

Weight: 1FNA: 12.6 kg. 2FNA: 11.3 kg. **Width of entrance hole:** Ø 65 mm.

Positioning: On external walls of buildings of all kind, including churches and industrial buildings, poles, etc.

Suitable for: Lesser Kestrels, Little Owls, Hoopoes, Rollers, Jackdaws, Starlings, Spotless Starlings.

1FNA **Order No. 00 525/0** (side entrance please see Fig. 1+2)

2FNA **Order No. 00 523/6** (front entrance please see Fig. 3)

Optionally available with metal straps for installation on masts.



Fig. 3: 2FNA ►



▲ 1BFN (rear view) with inspection flap

» NEST BOX 1BFN

This lightweight box was developed for Lesser Kestrels. However it is equally popular with other species. The design allows easy installation in walls, cliffs, etc. Including platform below the entrance hole for convenient access.

Siting: Same as with 1FNA (see above).

Suitable for: Lesser Kestrels, Little Owls, Hoopoes, Rollers, Jackdaws, Starlings, Spotless Starlings.

Internal dimensions: approx. 18 x 18 cm x 30 cm.

External dimensions: 19 x 19 cm approx., length 34 cm.

Width of entrance hole: Ø 65 mm.

Positioning: Same as 1FNA (see above). The 1BFN is mostly built into external walls.

Cleaning: The box can be easily accessed using the inspection flap at the rear.

Material: Plant fibre (100% asbestos-free) and SCHWEGLER wood-concrete.

Order No. 00 528/1



▲ Young Scops Owl



» NEST BOX 1CGA

Very popular design for natural sites since it blends very well with its surrounding. This rugged nest box based on our proven 5KL design is ideal for installing on trees and masts.

Cleaning: The box can be easily accessed using the removable front panel.

Siting: On external walls, trees, poles, etc.

Occupants: Little Owls, Scops Owls, Hoopoe, Rollers, Jackdaws, Starlings, Spotless Starlings.

Material: SCHWEGLER wood-concrete.

Interior of nesting chamber: Ø 20 cm. **Width of entrance hole:** Ø 65 mm.

Order No. 00 527/4



SCHWEGLER wood-concrete is a unique, natural material combining the advantages of wood, e.g. breathability, good insulation, prevents condensation forming, readily accepted by animals, with the benefits of concrete, which is long-lasting and can be easily shaped. It is impossible to list all its properties, and neither wooden nesting aids, lightweight concrete tubes, concrete, plastic boxes, natural stone or clay are as successful as SCHWEGLER wood-concrete nesting boxes for encouraging breeding. Moreover, because they are so long-lasting, they can be used in countless building projects.

They are also constructed for convenience and to make them easy to use. Whether they are built into the wall or mounted on the surface, our products can be relied upon to be long-lasting and weather-resistant. They have been successfully used all over the world for many decades.

We have over 65 years of experience with artificial nesting boxes made of wood concrete and we make every effort to ensure that they are suitable for the conditions experienced in everyday use. In collaboration with Bird

observatories, European nature conservation associations and authorities, specialists and users we are constantly seeking new solutions. All our products have been tested under practical conditions and are thoroughly recommended by leading experts and associations. Due to our technical skills, the availability of spares even over decades, and specially developed solutions to meet particular requirements, as well as the fact that they are readily adopted by animals, make our products a sustainable and reliable investment.

The experts at SCHWEGLER are involved in many fascinating conservation projects all over Europe. Within the last 50 years we have developed and successfully delivered custom-made products for a wide variety of clients, like cities, governments, universities, nature conservation organizations, scientific projects and many others all over Europe. Use our unique experience in designing and manufacturing nesting aids e.g. for outdoor use or for integration in buildings and structures.

Please contact us and let us know your needs.


» NATURE CONSERVATION PROJECTS



▲ Sand Martin projects



▲ Lesser Kestrel Nesting sites



▲ Swift Boxes for brickwork



▲ Kestrel Box for use on generators



▲ Boxes for Alpine Swift



» LIGHTWEIGHT LADDERS



These are indispensable when setting up or maintaining a nest box project in parks and woodlands. They fold up easily in three sections and have proved to be both effective and practical. Available in two lengths. **GS and TÜV tested.**
Three-piece, only available as a complete unit, with safety attachment strap and carrying strap.

» **Ladder Small** » 3.80 m

Weight: 9 kg.

Length: folded up 1.29 m, extended 3.80 m.

Order No. 00 410/9

» **Ladder Large** » 4.76 m

Weight: 13 kg.

Length: folded up 1.85 m, extended 4.76 m.

Order No. 00 411/6



▲ Support example

» NEST BOX HANGING POLE




The SCHWEGLER Nest Box Hanging Pole is suitable for conveniently hanging up or suspending Type 1B Nest Boxes (see page 6), 2M (page 7) with hanging variants FO and FT, 3S Starling Boxes (page 9) and Open-Fronted Nest Box 2H (page 10) in higher mounting locations, e.g. higher up on the tree trunk, without using a ladder. It can be dismantled into two pieces for easier transport and storage. They can be quickly and easily screwed together in the field. Also suitable in conjunction with the »C Block (Order No. 00 193/1, see pages 6 and 70).

Total length: mounted approx. 2.4 m.

Metal parts galvanised.

Order No. 00 510/6



two-piece with screw thread – total length approx. 2.40 m

» NEST BOX CLEANING TOOL



This is highly recommended and may prove indispensable for cleaning boxes such as the 1B, 2M, 2H, 3SV etc. This quality product has a wooden handle providing a firm grip, galvanized metal rod and three "claws". It is equally useful for cleaning the nest boxes of Little Owls and other types of Owls.

Order No. 00 520/5

» NEST DEPOT filled with kapok and wool padding



Why not set up one of our Nest Depots to let you observe Birds and help them during the time-consuming work of building their nests? It is filled with kapok and wool padding which songbirds of all kinds will readily use to construct their nests. It is reusable and easily refilled.

Material: Coated sprung steel.

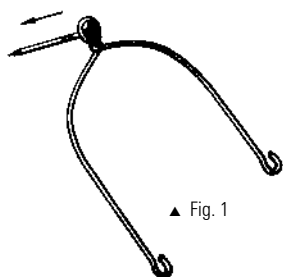
Siting: Under eaves, etc., protected from rain. This will let you watch Birds close up. In schools and nurseries it can be placed close to a window if desired.

The SCHWEGLER "Nest Depot" is a reusable product that is easy to refill. The "spring" is simply pulled apart. It returns to its original shape after being filled.


» **Nest Depot** **Order No. 00 401/7**

» **Nest Depot Refill** made of kapok and wool padding **Quantity:** approx. 9 – 10 fills. **Order No. 00 402/4**

Please remember that trees can grow at different rates. Do not hammer the nails too far into the trunk. When suspending boxes with a built in block (see Nuthatch, Owl and Bat Boxes) sufficient space should also be left between the head of the nail and the block.



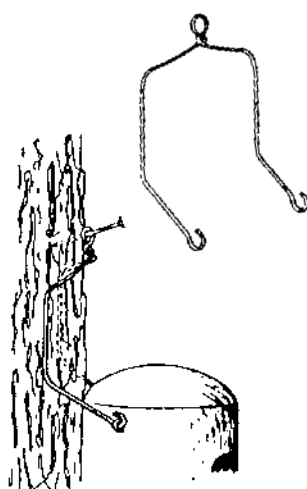
▲ Fig. 1



▲ Fig. 2



▲ Fig. 3



» STANDARD HANGERS FOR BIRD BOXES DBP (patented)

Please note, that each SCHWEGLER standard nestbox is already delivered with hanger and nail.

The patented SCHWEGLER nestbox hangers are available for replacement even after decades.

Description of mounting: The special SCHWEGLER Aluminium Nail should be hammered halfway into the tree, inclined slightly upwards at an angle of approx. 45°. Tilt the nest box slightly and hook the eye of the hanger over the head of the nail as if you were doing up a button. The box can then be rested against the tree, as shown in Fig. 1+2.

The advantages of this type of mounting are:

- » The box can be checked from the ground or using the SCHWEGLER Lightweight Metal Ladder (see page 69) and Nest Boxes can be easily installed or removed.
- » Because SCHWEGLER Aluminium Nails have a smooth shaft, they can be easily removed from the tree trunk using pliers, even after many years. Unlike with grooved nails, only a small scar is left on the trunk.
- » The nesting box cannot be accidentally knocked off (eg. by a pole) because, unless the box is twisted to one side, the hanger cannot be pulled or knocked over the head of the nail. The loop of the hanger has a smaller diameter than the head of the nail.

The patented SCHWEGLER nestbox hangers are available for following nesting boxes and can be ordered separately, e.g. for replacement. Replacement hangers are supplied without nail and nest box.

For Nest Box / Type	Type	Hanger	Catalogue page	Order No.
Nest Box	1B		6	Order No. 00 191/7
Nest Box	3SV		9	Order No. 00 192/4
Nest Box	2GR		8	Order No. 00 192/4
Nest Box	3S		9	Order No. 00 192/4
Open-fronted Nest Box	2H		10	Order No. 00 191/7
Open-fronted Nest Box	2HW		10	Order No. 00 192/4
Deep Nest Box	1N		11	Order No. 00 192/4
Nest Box	2M	FG loop (page 7)	7	Order No. 00 194/8
Nest Box	2M	FO hook (page 7)	7	Order No. 00 195/5
Nest Box	2M	T-Hanger (without nail) (page 7)	7	Order No. 00 196/2

... replacement hanger only

The other hangers are also available on request. We are happy to assist you.

» C-BLOCK FOR NEST BOXES

Please see Fig. 3 for Nest Boxes 1B, 3S, 3SV, 2GR, 2H, 2HW, 1N etc. Delivery without nails.

Order No. 00 193/1

» STANDARD HANGERS FOR BAT BOXES

For installation and removal the loop and nail principle applies - please see above. The special shape of the hanger means that only one Aluminium Nail is required to hold the box in a stable position on the tree trunk, as preferred by Bats. To ensure firm contact between the back of the box and the tree trunk, the sides of the hanger can be pressed together to match the radius of the trunk.

Please note the additional information about installing Bat Boxes on page 22.

The patented SCHWEGLER hangers for Standard Bat Boxes (for use in gardens/woodlands) can be obtained individually, e.g. for replacements. Please note that each SCHWEGLER Standard Bat Box is supplied with hanger and nail(s).

For Bat Box	Type	Catalogue page	Order No.
Bat Box	2F universal	23	Order No. 00 189/4
Bat Box	2F with Double Front Panel	23	Order No. 00 189/4
Bat Box	2FN, 3FN	24	Order No. 00 189/4
Bat Box	1FD	28	Order No. 00 189/4
Bat Box	1FF, 3FF	25	Order No. 00 197/9

replacement hanger only

» ALUMINIUM NAIL

This nail is made of an aluminium alloy and has a smooth shaft for easy future removal. It is ideal for hanging nestboxes, since it does not damage the tree or create problems when the lumber is eventually cut and processed. The worldwide forestry standard for more than 35 years.

The SCHWEGLER standard Nest Boxes are supplied with hanger and nail(s).

Standard Aluminium Nail or Nest Boxes \varnothing 5 x 85 mm (unit price)

Order No. 00 440/6

Standard Aluminium Nail or Nest Boxes \varnothing 5 x 85 mm (pack of 25)

Order No. 00 442/0


Mini Aluminium Nail for fixing signs to trees, etc., \varnothing 2.8 x 45 mm (unit price)

Order No. 00 438/3

» T-HANGER

Spacer for use when hanging up Type 2M/FG Nesting Boxes on trees or buildings. Also suitable for Bird Feeders.

Order No. 00 196/2



» NESTING CHAMBER INSERT for 1N and 2HW for replacement

To ensure proper protection against predators the 1N and 2HW Nest Boxes need to be equipped with this insert. For replacement only, since boxes are delivered with insert.

Order No. 00 826/8

» PREDATOR-PROOF FRONT PANEL for Nest Boxes 1B and 2M

In areas where Cats and Martens can be a danger to nesting Birds, the 1B (see page 6) and 2M Nest Boxes (page 7) can be equipped with this protective grill. It can also be ordered for nest boxes already in use (the whole front panel is replaced). The special shape and mesh-style design allows light to still enter the box.

For manufacturing reasons the grill can only be supplied together with the wood-concrete front panel.

Available entrance hole sizes (delivery of Front Panel only):

Front Panel with entrance \varnothing 26 mm **Order No. 00 819/0**

Front Panel with entrance \varnothing 32 mm **Order No. 00 820/6**

» AROMATIC ANIMAL REPELLENT against Martens as well as Dogs and Cats

This substance can be used to repel Martens, Cats and Dogs around the house and in the garden. Also suitable for garages and in cars, and for keeping Martens away from nesting boxes during the breeding period. This product can be very successfully deployed in a range of nesting boxes, including our Little Owl tubes.

It is advisable to only trickle this substance into porous materials such as softwoods, clay or tiles, to ensure that it evaporates slowly.

In covered areas it remains effective for 5 – 7 days.

Dampness intensifies the odour temporarily but will also cause it to dissipate more quickly too. Not recommended for use in enclosed living spaces. Do not apply directly to painted or highly glossed surfaces (it causes unsightly patches), and please read the safety instructions before using. **Biocides should always be used with care.**

Sites where it can be used: roof spaces, engine compartments, smaller tool sheds, nesting spaces etc.



Bottle for applying droplets, 50 ml bottle
Order No. 00 420/8



Spray bottle
150 ml bottle
Order No. 00 425/3



Feeding wild birds gives us a unique opportunity to develop close contact with our feathered friends and to observe them from up close. A large number of active conservationists discovered their love of nature by feeding birds. In all bird feeders produced in-house or sold by SCHWEGLER, the maxim is that by applying the principle of silo storage, the birds cannot defecate on their own feed. This can prevent dangerous salmonellosis (paratyphoid fever). Otherwise, this leads to the inevitable death of your charges. After each filling, the feed dispenser and its surroundings should be checked for soiling. Clean the feeding area with hot water if necessary.



» "RING-PULL™ CLICK" BIRD FEEDERS Metal

High-quality, tubular Bird Feeders made of metal with polycarbonate tubes. The latest model of the popular Ring-Pull™ series has robust perches, which can be easily removed by the click principle. The floor and all the individual components can be dismantled without tools, cleaned and re-assembled just as easy. Ideally suited for achieving permanent hygiene in the feeding area with minimum effort.


Consists of: Available in three sizes and two colours. Upon request with optional feeding dish (see page 78).

Material: Stainless metal parts (green- or silver-coated) with UV-resistant polycarbonate tubes.

Suitable food: Sunflower seeds and mixed seeds for bird-feeder tubes. Supplied without feed.

For optional » accessories, see page 78.

TWO COLOURS
SILVER or GREEN



▲ Fig. 2:
mini

▲ Fig. 3:
midi

▲ Fig. 4:
maxi

» "Ring-Pull Click™" Feeder **midi-silver** (Fig. 1)

Dim.: ø 6 cm. **Height:** 51 cm (with hanger). **Volume:** 1.0 l. **Order No.** 00 536/6

» "Ring-Pull Click™" Feeder **maxi-silver** (without figure)

Dim.: ø 6 cm. **Height:** 71 cm (with hanger). **Volume:** 1.5 l. **Order No.** 00 537/3

» "Ring-Pull Click™" Feeder **mini-green** (Fig. 2)

Dim.: ø 6 cm. **Height:** 33 cm (with hanger). **Volume:** 0.5 l. **Order No.** 00 585/4

» "Ring-Pull Click™" Feeder **midi-green** (Fig. 3)

Dim.: ø 6 cm. **Height:** 51 cm (with hanger). **Volume:** 1.0 l. **Order No.** 00 586/1

» "Ring-Pull Click™" Feeder **maxi-green** (Fig. 4)

Dim.: ø 6 cm. **Height:** 71 cm (with hanger). **Volume:** 1.5 l. **Order No.** 00 587/8

'Ring-Pull Click' SILVER*
Model change announced



▲ Fig. 1: Ring-Pull™ Click midi
in silver

*Models always up to date
schweglershop.com



▲ Fig. 1:
mini

▲ Fig. 2:
midi

» PEANUT BIRD FEEDERS "RING-PULL™ CLICK" Metal

» Peanut Bird Feeder "Ring-Pull™ Click mini" (Fig. 1)

Metal nut dispenser with stainless steel mesh for peanuts or nut mixes. The rustproof mesh with special mesh size allows Birds to peck the contents safely without injuring their beaks. With removable metal roof, painted green. Supplied without feed.

Dimensions: ø 6 cm. **Height:** 33 cm (with hanger). **Volume:** 0.5 l. **Order No.** 00 572/4

» Peanut Bird Feeder "Ring-Pull™ Click midi" (Fig. 2)

Metal nut dispenser with stainless steel mesh for peanuts or nut mixes. With enlarged capacity. The rustproof mesh allows Birds to peck the contents safely without injuring their beaks. Floor segment also made of metal, painted green. Supplied without feed.

Dimensions: ø 6 cm. **Height:** 51 cm (with hanger). **Volume:** 1.0 l. **Order No.** 00 573/1

For optional » accessories, see page 78.



» "BIG EASY™" BIRD FEEDER Metal



High-quality, tubular Bird feeder made of aluminium with polycarbonate tubes. Easy and fast cleaning thanks to patented design. All the individual components can be dismantled without tools, clean and re-assembly is just as easy – it's child's play. Ideally suited for achieving permanent hygiene in the feeding area with minimum effort.

This Bird Feeder is not suitable for rod fixing, an optional Feed Plate you will find on page 78.

Suitable feed: Sunflower seeds and feed mixes for feeder tubes. Supplied without feed.

» "Big Easy™" Bird Feeder 6 Feeding Ports

Dimensions: ø 8 cm. **Height:** 45 cm. **Volume:** 2.2 l. **Order No.** 00 804/6



Suitable accessories, e.g.
» "Big Easy" Feed Plate
can be found on page 78.

» „FLO™ FESTIVAL“ BIRD FEEDER Metal

flo™ festival is a super-size feeder. The largest model holds an enormous 5.2 litres of seeds or mixes. The extra-wide tubes and the individually attached seed ports ensure that the feed flows effortlessly and without annoying blockages. The openings are located in the bottom half, thereby creating an effective seed reserve in the top half of the tube, which ensures that the birds always have access to feed through the bottom ports without the tube having to be regularly refilled. All the individual components can be dismantled without tools, clean and reassembled just as easily.

Suitable feed: Sunflower seeds and feed mixes for feeder tubes. Supplied without feed.

» „Flo™ Festival maxi“ Tubular Bird Feeder 9 Feeding Ports (Figure 1)

Dimensions: ø 8.5 cm. **Height:** 57 cm (with bracket). **Contents:** 3.4 l. **Order No.** 00 805/3

» „Flo™ Festival ultra“ Tubular Bird Feeder 12 Feeding Ports (Figure 2)

Dimensions: ø 8.5 cm. **Height:** 86 cm (with bracket). **Contents:** 5.2 l. **Order No.** 00 511/3



▲ Fig. 1:
maxi



▲ Fig. 2:
ultra



Suitable accessories, e.g.
» Feed Plate
can be found on page 78.

WILD BIRD FEEDING



Tubular Bird Feeders
made of plastic



» „BIRDLOVERS™“ TUBULAR BIRD FEEDERS Plastic

» „Birdlovers™ plastic“ tubular bird feeders for seed mix

This inexpensive Tubular Bird Feeder made of high-quality plastic is robust, rustproof and easy to clean – with an elegant, modern design that fits in any garden. All the individual components can be dismantled without tools. Ideally suited for permanent hygiene in the feeding area. Supplied without feed.

Suitable feed: Sunflower seeds, seed mixes.

small Dim.: Ø 6 cm. Height: 32 cm (with bracket). Contents: 0.5 l. Colour: green. Order No. 00 851/0

large Dim.: Ø 6 cm. Height: 49.5 cm (with bracket). Contents: 1.0 l. Colour: green. Order No. 00 852/7

» „Birdlovers™ plastic“ tubular bird feeders for peanuts

Nut dispenser with stainless steel mesh for peanuts or nut mixes, for hanging up by the integrated wire hanger. The rustproof wire mesh allows Birds to peck the contents safely without injuring their beaks. Supplied without feed.

small Dim.: Ø 6 cm. Height: 32 cm (with bracket). Contents: 0.5 l. Colour: green. Order No. 00 856/5

large Dim.: Ø 6 cm. Height: 49.5 cm (with bracket). Contents: 1.0 l. Colour: green. Order No. 00 855/8

PENDING
DESIGN CHANGE*



◀ Birdlovers™ for Peanuts little
(new design expected from the end of 2023)

* new design
exp. from end of
2023!
Always up to date
in the online shop:
schweglershop.com

» FEEDER FOR FINCH SEED Plastic

» Feeder for special finch seed

Bird Feeder with transparent polycarbonate tube, plastic base and cap and metal hanger.

Suitable for Niger Seed only (please see page 83). Supplied without food.

With 6 feeding ports for Finch species, partially also for Tits and Sparrows.

Dimensions: Ø 6 cm. **Height:** 51 cm (with hanger). **Contents:** 0.9 l. **Order No.** 00 561/8



PENDING
DESIGN CHANGE*

» THE ONE™ TUBULAR BIRD FEEDERS Plastic

» The One™ Tubular Bird Feeders for seed

Tubular Bird Feeders with polycarbonate tubes, perches, bottom and covers made of KSP and wire hangers.

Extremely easy and fast cleaning thanks to patented "Rsing-pull" system. Simply remove the bottom, pull out the plastic pin and all the individual components can be dismantled without tools. Ideally suited for permanent hygiene in the feeding area. Supplied without feed.

Suitable feed Sunflower seeds, grain mixes.

The One™ mini Dim.: Ø 6 cm. Height: 32 cm (with hanger). Volume: 0.5 l. Colour: green. Order-No. 00 540/3

The One™ midi Dim.: Ø 6 cm. Height: 50 cm (with hanger). Volume: 1.0 l. Colour: green. Order-No. 00 538/0

The One™ maxi Dim.: Ø 6 cm. Height: 70 cm (with hanger). Volume: 1.5 l. Colour: green. Order-No. 00 539/7

▲ mini

▲ midi

▲ maxi





» FEEDER LAMPS Plastic

These Feed Lamps are a magnet for smaller Birds such as Tits, Wrens, Sparrows and Finches. They are not suitable for larger species such as Starlings and Pigeons. Made of durable plastic, for hanging.

» Small Feed Lamp

The rainproof cover of the feed body can be removed for refilling, while the bottom can be twisted off in no time for cleaning. Supplied without feed.

Colour: black. **Contents:** 0.9 litre. **Order No.** 00 801/5

» Large Feed Lamp

Turn the roof to unlock and remove it. The Feed Lamp is then very easy to clean and fill. Supplied without feed.

Colour: green. **Contents:** 1.3 litre. **Order No.** 00 800/8



» FEED STATION FOR PEANUT BUTTER Flutter-Butter

» Flutter-Butter Feed Station for jars of peanut butter and Flutter-Butter-Pods

With an innovative design and clean handling, the Flutter-Butter Feed Station offers a new option for feeding garden birds. Simply twist a jar of Flutter-Butter Fruity or Flutter-Butter Buggy (see page 81) into the bracket, ready. Please order the jars of feed separately; they are not included with the Feed Station. The station can be hung up using the chain supplied with it, or optionally screwed onto a wall, etc. at the rear. For 330 g jar of Flutter-Butter or 170 g-Pods.

Width: 15 cm. **Height:** 12 cm.

Includes: Feed station does not include jars of peanut butter.

Order No. 00 544/1



» WINDOW FEED DISH I Love Robins®

» Window Feed Dish

This small feed plate enables a perfect observation feeding spot at the window. Simply attach to the window using the suckers. (Supplied without feed). Optimum attachment to the bottom edge of the window pane, for example, so that Blackbirds can sit on the window sill and peck their food out of the dish. In case of large numbers of pigeons the dish can be positioned higher up the window, to avoid birds sitting on the window sill.

Optionally, the plate can also be fitted with the following weatherproof hood.

Suitable for the special "I Love Robins®" feed for soft feed eaters (page 81).

Material: KSP transparent.

Dimensions: W 12 cm x H 3.5 cm x D 11 cm.

Order No. 00 548/9

» Hood for Window Feed Dish

This hood can be attached optionally above the window feed dish, to ensure improved weather protection. The suckers are used to attach the hood to the window pane approx. 10 cm above the feed dish.

Material: KSP transparent.

Dimensions: W 18 cm x H 4 cm x D 14 cm.

Order No. 00549/6





» FEED STATIONS FOR SUET BALLS

Metal

» Suet Ball Feeder

The new model is available in two sizes, for up to three or six suet balls with a maximum diameter of around 6 cm. We deliberately recommend the use of suet balls without plastic netting, as the netting poses a large risk of injury for birds and wild animals. Thanks to the pull-off lid, the Tubular Bird Feeders can be very easily refilled and cleaned. Hang from the integrated fixing bracket. Supplied without suet balls.



New in two sizes!

Colour: grün. **Volume:** for 3 Suet Balls. **Dim.:** Ø 7.3 cm. **Height:** 33 cm (with hanger). **Order No.** 00 858/9
Colour: grün. **Volume:** for 6 Suet Balls. **Dim.:** Ø 7.3 cm. **Height:** 51 cm (with hanger). **Order No.** 00 860/2



» Feed Ring for Suet Balls

For 10 – 11 Suet Balls without net (up to max. Ø 65 mm).

The Feed Ring can be used to feed wild birds all year round. The Ring is protected against corrosion and there is no risk of injury for birds.

Dimensions: W 25 x H 25 x D 8 cm.

Material: Metal, painted black.

Supplied without feed.

Order No. 00 846/6



» Mesh Suet Ball Feeder

For max. 3 Suet Balls without netting.

The Mesh Suet Ball Feeder is easy to fill and is practical for Wild Birds to perch on.

We recommend this type of suet ball feeder without netting, as there is no risk of the birds being injured on the netting and no packaging waste is produced.

Supplied without feed.

Dimensions: Ø 7 x H 18.5 cm

Material: Metal, painted black.

Order No. 00 857/2



» Suet Spring for Suet Balls

The SCHWEGLER Suet Spring is easy to refill by simply extending it in the middle.

Once the feeder has been filled, it returns to its original shape. Two or three suet balls can easily be fitted inside (suet balls not supplied). Please see page 80 for Suet Balls.

Material: Weather-resistant steel with forest-green coating.

Order No. 00 847/3





» FEED STATIONS FOR SUET BALLS AND CAKES

Metal

» Premium Feed Basket for Suet Balls or Cakes

For six Suet Balls (up to max. \varnothing 65 mm) or two Suet Cakes without netting. Our new, durable feed dispenser manages to combine practical design with an attractive appearance. The robust steel cage holds up to two normal size Suet Cakes or six Suet Balls, so that it does not need regular refilling. Thanks to the easy to open cover, topping up stocks is child's play. Supplied without feed, suitable Suet Balls and Cakes can be found on page 80 and 81.

Dimensions: W 15 x H 21 x D 8.5 cm.

Material: Metal, green painted cover.

Order No. 00 571/7



» Suet Cake Feeder

Bird Food Cakes are a very popular birdfood, valued for their high energy content and appreciated by many species including Great Spotted Woodpeckers, Nuthatches, Tits and Starlings. Our Cakes offer outstanding value, quality and choice. Available in several flavours, they are specially formulated to appeal to a broad spectrum of species. Each Suet Cake is shrink-wrapped, and is applied by putting it into a specially designed feeder, from which the Birds can obtain the food (suet cakes not supplied). Cakes are available in different flavours, please see page 81 for details.

Suitable for 1 suet cake **Order No. 00 574/8**



» Feeding Basket for Giant Suet Balls

The feed basket is an ideal and environmentally friendly way of hanging up SCHWEGLER large suet balls (Order No. 00 845/9). It is re-usable, thereby saving on packaging. Suet ball not supplied.

Material: Weather resistant green coated steel, with hanger (chain).

Dimensions: \varnothing 10.5 cm. **Height:** 8 cm.

Order No. 00 849/7



» Mesh Giant Suet Ball Feeder

For 1 Giant Suet Ball without netting.

When installing, please pull the chain through the mesh (see figure on the right).

This secures the fastener and cannot be opened by the weight of the suet ball and the perched birds. Supplied without feed.

Dimensions: \varnothing 11 x H 11 cm

Material: Metal, painted black.

Order No. 00 579/3



» ACCESSORIES FOR BIRD FEEDERS



» Large Seed (big) Scoop for Bird Food

Scoop with funnel for removing feed mixes from larger containers, e.g. sacks or storage containers. The wide end is used for scooping. The narrow end is then used as a funnel for very fast and easy filling of a Tubular Bird Feeder, without spilling valuable feed.

Material: Transparent, weatherproof plastic. **Capacity:** approx. 1.8 l. **Order No.** 00 512/0



» Seed Scoop (small) for Bird Food

The feed can be scooped up with the large opening when the slide is closed; open the slide to easily add feed to Tubular Bird Feeders or Feed Silos. The clever design makes it easy to operate with one hand.

Material: Plastic, green. **Capacity:** approx. 0.9 l. **Order No.** 00 513/7



» Spiral Hook

Do you not have a suitable tree for hanging Tubular Bird Feeders, etc.? No problem. With the suspension hook you can position Tubular Bird Feeders on any bars, railings etc. that are as interesting as possible for Birds. The Spiral Hook can be attached to any bar with approx. 2 cm diameter. **Material:** Powder coated spring steel. **Colour:** green.

Dimensions: 40 cm. **Weight:** 0.16 kg.

Includes: 1 x hook. (Supplied without Birdfeeder, Garden Pole, etc.).

Order No. 00 841/1



» Feed Plate (small) for Feeders

This Feed Plate can be used nearly on all Feeders. It is easily attached to the base. Please ensure the Seed Tray is clean each time you refill the feeder. Wash with hot water if necessary.

Material: Transparent plastic. **Exception:** Not for "Big Easy".

Dimensions: \varnothing 21 cm.

Order No. 00 806/0



» Feed Plate (large) for feeders

This Feed Dish can be used on all Feeders (except for the "Big Easy™" Feeder). A plastic screw is supplied to attach it to the bottom of the tube, preventing the food from falling onto the ground. Please keep clean and wash out with hot water from time to time.

Material: Transparent plastic. **Exception:** Not for "Big Easy™". **Dimensions:** \varnothing 27 cm.

Order No. 00 588/5



» Feed Plate (large) "Big Easy"

Feed Plate especially for the "Big Easy™" feeder. The plate prevents the feed from falling to the ground. Please ensure cleanliness and clean occasionally with hot water.

Material: Transparent plastic. **Dimensions:** \varnothing 28 cm.

Order No. 00 803/9



» Garden Pole for Bird Feeders

This 3-piece pole enables the freestanding installation of Tubular Bird Feeds of the type Birdlover™, Ring-Pull™, The One™, Big Easy™ and the large Feed Lamp. The pole is fitted together and its tip is pushed into the ground. The enclosed screw adapter can be used to screw the Tubular Feeders onto the pole. With the exception of the Big Easy™ Tubular Bird Feeder, it is simply fitted on without a screw adapter. 3 year guarantee.

Material: Powder-coated steel. **Height:** 1.73 m. **Colour:** green.

Order-No. 00 807/7



» Extension-Hook for Bird Feeders

These plastic hooks are ideal for hanging up tit food balls and similar items directly underneath the feeder tube. The bases of the "Birdlover™", "TheOne™" and "Ring-Pull™" Tubular Feeders are provided with a threaded connection into which these hooks can be screwed. This makes your feeder tubes even more effective. Also functions together with a Feed Plate.

Order No. 00 859/6 (SU = 2)

Our large SCHWEGLER feeders ("Silos") can be used over longer periods without requiring re-filling. This can be an advantage, for example, during long absences or if the feeder is proving particularly popular, because regular feeding places should always offer a consistent supply of food, especially during periods of frost and snow. In addition this minimizes disputes between the animals, because they are able to feed at various places instead of all having to obtain their food within a relatively small space. The silo structure prevents Bird droppings collecting in the food, which can cause the spread of such dangerous pathogens as salmonella (*Paratyphus*) and lead to the death of our feathered friends.



» GROUND FEEDER FOR SOFT FOODS

This has been specially developed for ground feeding species such as Robins, Yellowhammers, Dunnocks, Blackbirds, etc., which prefer not to use hanging feeders.

They are referred to as soft food eaters. The main features of the soft food silo are its excellent stability and ease of use. It is a simple matter to clean and re-fill it, by removing the cover.

Siting: Sheltered places such as in hedges and under trees and bushes.

Suitable soft food: For the species referred to above it is advisable to use special soft food such as dried berries, raisins and currants, oats, fruit cut into small pieces and dried meat. Sunflower seeds are less suitable. Alternatively you can use the special fat-rich soft food that has been specially developed for the ground feeder, shown on page 83 – Order No. 00 258/7.

Material: SCHWEGLER wood-concrete.

Dimensions: W 32 x H 31 x D 32 cm. **Volume:** 9 litres (supplied without food).

Colour: olive-green

Weight: approx. 12 kg (without food).

Order No. 00 237/2



» BIRDFEEDER No. 8

Round food silo made of soft thermoplastic, with very large capacity. Ideal for professional use. Placing the feeders in a circle and at the same level causes the least disturbance between the animals, which are much less likely to try and drive each other away from the feeding site. They are re-filled by simply removing the loop of galvanized wire and taking off the top. This makes cleaning a very quick process. A tried and tested feeder that has been part of our range for several decades. The base is weighted to ensure that it hangs securely without any excessive movement even when empty or half empty.

We recommend that it should only be filled with a sunflower seed mixture. Fat-rich food or peanuts are not suitable and special feeders are available for this purpose.

Examples of suitable food can be found on page 82, e.g. Order Nos. 00 575/5, 00 581/6 or 00 580/9.

Items supplied: feeder silo without food, incl. metal mounting loop. 7 feeding ports.

Material: white plastic container with black roof.

Dimensions: Ø 36 cm x H 32 cm plus hanger. **Volume:** 13 litres (supplied without food).

Weight: approx. 3.5 kg (without food).

Order No. 00 235/8



» BIRDFEEDER No. 9

Round feeder silo made of plastic. Placing the feeders in a circle and at the same level causes the least interference among the feeding animals. The feeders are re-filled by simply removing the loop of galvanized wire and taking off the top. This makes cleaning a very quick process. A tried and tested feeder that has been part of our range for several decades. The base is weighted to ensure that it hangs securely without any excessive movement even when empty or half empty. We recommend that it should only be filled with a sunflower seed mixture. Fat-rich food or peanuts are not suitable and special feeders are available for this purpose.

Examples of suitable food can be found on page 82, e.g. Order Nos. 00 575/5, 00 581/6 or 00 580/9.

Items supplied: feeder silo without food, incl. metal mounting loop. 7 feeding ports.

Material: white/transparent plastic container with black roof.

Dimensions: Ø 29 cm x H 32 cm plus hanger. **Volume:** 9 litres (supplied without food).

Weight: approx. 2 kg (without food).

Order No. 00 236/5

» BIRDFOOD FOR SUMMER AND WINTER

SCHWEGLER can supply winter and all-year food throughout the year. We use only high quality ingredients, and the food is not "padded out" with worthless fillers. Like all our other foods the food balls are checked for ragwort seeds. We take care not to use any nets, especially for our tit food balls and cakes. The reason is obvious: Birds can easily get caught up in them, because the empty nets are often left lying around and represent a serious hazard to Birds and Mammals too (such as Hedgehogs). To ensure that the correct food is provided we can supply re-usable feeding equipment (baskets, springs, dispensers, see page 76), and nets made of natural fibre are an alternative method of hanging up the food.

Which Bird eats which feed? In general, there are ...



Grain eaters e.g. **Tit species** (Blue, Marsh, Coal, Great Tits), **Sparrows** (House Sparrows, Tree Sparrows), **Finch Species** (Chaffinches, Greenfinches, Siskins, Goldfinches, Hawfinches), **Bullfinches**. These birds feed on all types of seeds, whose husks and shells they can break open with their beaks – e.g. sunflower seeds, hempseeds, buckwheat, however, rolled oats too. Feed products marked with a **sunflower** are suitable.



Soft-feed eaters e.g. **Blackbirds, Robins, Thrushes, Starlings, Wrens, Hedge Sparrows, Nuthatches, Treecreepers, Woodpeckers** feed mainly on berries, fruit, rains, rolled oats, ground or shredded unsalted nuts, insects, molluscs which, with their rather pointed, delicate beaks, they are easily able to eat. All feed products marked with a **strawberry** are suitable.



Suitable Feeder Stations for Suet Balls
can be found on page 75 + 76



» Suet Balls for winter feeding (higher fat content)



High-quality mixture of rolled oats and wheat flakes, sunflower seeds, oils and fats, nuts, seeds, peanuts and minerals.

Ingredients: Grain flakes, sunflower hearts, peanuts, minerals. Ideal for such garden Birds as Coal, Blue, Marsh, Great and Crested Tits, Nuthatches, Chaffinches, Greenfinches, Bramblings, Bullfinches, Siskins, etc.

Installation: If possible hang under overhanging eaves, protected from rain.

Contents: 6 pieces each 100 g on tray. Delivery without plastic net to avoid injuries.

Order No. 00 850/3



» Suet Balls for summer and winter feeding



Suet Balls for summer and winter feeding This "Allrounder" allows feeding all-year-round.

Special development for offering a high-energy food but also suitable for use during summer.

Ingredients: Grain flakes, fat, seeds, minerals. Ideal for such garden Birds as Coal, Blue, Marsh, Great and Crested Tits, Nuthatches, Chaffinches, Greenfinches, Bramblings, Bullfinches, Siskins, etc.

Installation: If possible hang under overhanging eaves, protected from rain.

Contents: 6 pieces each 100 g on tray. Delivery without plastic net to avoid injuries.

Order No. 00 853/4



» Giant Suet Balls for summer and winter feeding



The original SCHWEGLER giant food balls, suitable as a winter food for wild Birds. Their larger volume means that they provide a source of food for much longer than standard food balls.

They will only fit in the baskets shown on page 77 (Order No. 00 849/7 and 00 579/3).

Installation: If possible hang under overhanging eaves, protected from rain.

Ingredients: Sunflower seeds, cereal (flakes), oils and fats, nuts, peanuts, minerals.

Content: 500 g single ball foil-wrapped. Delivery without plastic net to avoid injuries.

Order No. 00 845/9



» Suet Balls with Insect Fat for summer and winter feeding



Environmentally aware and care use of resources by production using the fat of insect larvae (e.g. *Hermetia illucens*). This corresponds to the natural diet of birds.

Installation: Where possible, hang up protected from the rain, e.g. under eaves.

Composition: Grain, oil, grease, seeds, nuts, berries, minerals.

Contents: 45 without net harmful to birds (4 kg).

Order No. 00 848/0

» BIRDFOOD FOR SUMMER AND WINTER



» Suet Cakes for winter feeding

The food cakes are invaluable because they have a high concentration of ingredients that help Birds to conserve energy. This mixture of fat and food is one of the best on the market in terms of nutritional value. The cakes are packed individually, which means that they store and keep better. Each cake is placed in a separate wire basket (see page 77), from which the Birds can serve themselves. There are four different recipes, so at least one of them is bound to appeal to the inhabitants of your garden.

» High Energy Cake, Vegetarian Quantity 340 g. Order No. 00 555/7

Ingredients: Sunflower seeds, millet and several types of grain. Vegetarian.

» Peanut Butter Cake with Suet Quantity 340 g. Order No. 00 559/5

Ingredients: Chopped peanuts and peanut butter.

» Insect Cake with Suet Quantity 340 g. Order No. 00 557/1

Ingredients: Dried insects and mealworms.

» Raisins & Nuts Cake with Suet Quantity 340 g. Order No. 00 554/0

Ingredients: Raisins, millet, chopped grain and peanuts.



Fats have a very low melting point, therefore it is best to use cakes and peanut butter in the winter only, or not on hot days.



» "I love Robins" Robin feed

Special feed with honey for an extra portion of proteins and energy. Perfect for year-round feeding. Suitable as bird seed. "I love Robins" contains an aromatic protein and energy mix with fruits, shrimps, insects and honey, which Robins find irresistible. However, not only they love the feed, but also other soft feed eaters, such as Blackbirds, Thrushes, Starlings, Wrens, Hedge Sparrows, Nuthatches, etc. prefer fruit and insects in their food. "I love Robins" is not merely Bird feed for wild Birds, but has been especially developed for soft food eaters. Feed them on the ground, as ground feed or in special feed dishes suitable for this feed. Do not fill feed tubes or bird feeders with this product, as the special feed would clump together. Special feed plate, see page 75.

Quantity 500 g.

Order No. 00 563/2



» Flutter-Butter Peanut Butter for summer and winter feeding

Flutter-Butter Peanut Butter in a jar for the Flutter-Butter Feed Station is available in two flavours. "Fruity with fruits" and "Buggy with mealworms". Peanut Butter for human consumption is salty and unsuitable for birds. The special Flutter-Butter Peanut Butter contains no more than 2 mg/100 g salt and is a popular, rich food for Garden Birds. Clean storage in screw-top jar, easy to attach to the Flutter-Butter Feed Station (page 75).

Order No. 00 545/8 Fruity Flutter-Butter 330 g

Order No. 00 546/5 Buggy Flutter-Butter 330 g



▲ compatible with Feed Station



» Flutter-Butter-Pods

Flutter Butter peanut butter can also be supplied in the plastic container set. Compatible with all Flutter Butter holders (see page 75).

The containers are reusable.

Order No. 00 541/0 Set of 3 Fruity, 170 g each

Order No. 00 542/7 Set of 3 Buggy, 170 g each



▲ compatible with Feed Station and Screw-on holder

» SEEDS AND SEED MIXES FOR TUBULAR BIRD FEEDERS



All-Year Feed »Special Mix – Seed Blend

A carefully balanced blend, including black and small striped sunflower seeds, sunflower hearts, peanut granules, and canary seeds, Special Mix is the ideal standard food for use throughout the year. Suitable for all SCHWEGLER feeders (except mesh-style peanut feeders).

Quantity: 4 kg in paper bag.

Order No. 00 575/5



All-Year Feed »Premium Mix – Seed Blend

Sunflower seeds containing oil, energy-rich peanuts, hemp seeds (high in unsaturated fatty acids), genuine light and highly nutritious oats, raisins. Valuable minerals for building bones and forming eggshells. Suitable for all SCHWEGLER feeders (except mesh-style peanut feeders).

Ingredients: rich sunflower seeds, high-energy peanuts, hemp seeds, raisins.

Quantity: 5 kg in bucket.

Order No. 00 581/6



All-Year Feed »Shell-free Feed Mix

Is eaten without any residues, no shells left on the ground, solely made of top quality, natural raw materials. Suitable for all-year feeding of grain and soft feed eaters such as Tits, Siskins, Finches, Nuthatches, Bullfinches, Robins, Yellowhammers, Dunnocks, Blackbirds, Wrens, Woodpeckers. Suitable for all SCHWEGLER feeders (except mesh-style peanut feeders).

Ingredients: Sunflower seeds, peanuts, canary seeds, wheat flakes, forage oats, hemp seeds, salad oil, sultanas.

Quantity: 6 kg in bucket. **Order No. 00 577/9**



All-Year Feed »Black Sunflower Seeds

This seed food consists entirely of black sunflower seeds, which are very popular on account of their high fat content. They do not block the feeder tubes and are very popular with Birds.

Outstanding quality! Supplied in 12.5 kg sacks in practical packets which are easy to handle.

Suitable for all SCHWEGLER feeders (except mesh-style peanut feeders).

Quantity: 12.5 kg in paper bag.

Order No. 00 580/9



All-Year Feed »Striped Sunflower Seeds

Wild Birds like to eat sunflower seeds. The wild birds pick open the shell and eat the sunflower seed, which supplies them with valuable energy. Sunflower seeds can not only be fed to birds in a Bird House, Hopper Feeder, Tubular Bird Feeder, but can also be fed to the Birds by scattering them on dry areas of the ground.

Suitable for all SCHWEGLER feeder tubes and feeder silos.

Quantity: 5 kg in plastic bag.

Order No. 00 580/9





» GRAIN FEED FOR TUBULAR FINCHES FEEDER


All-Year Feed »Niger Seed for Finches

The high fat content of the wild Bird grains make them particularly popular with finches, especially greenfinches, goldfinches and siskins.

IMPORTANT Only suitable for use with the special feeding tube (Order No. 00 561/8, Page 75).

Quantity: 2 kg.

Order No. 00 565/6



» PEANUTS FOR MESH TUBULAR BIRD FEEDERS

All-Year Feed »Premium Peanuts – Bird Food

These large peanuts are rich in vital nutrients and oils. They are the preferred food of Nuthatches and Woodpeckers as well as Tits. For use in all SCHWEGLER mesh-style peanut feeders.

Quantity: 4 kg.

Order No. 00 576/2



» SOFT FEED (GREASY FEED) FOR GROUND FEEDING

All-Year Feed »Premium Soft Food

Special mixture for the soft food silo on Page 79.

Genuine and highly nutritious light oats, tasty raisins and high energy peanuts, valuable minerals for building bones and forming eggshells. A high portion of edible fat encloses the mixture – this makes it nonfreezing and protects Birds' stomachs.

Quantity: 5 kg in bucket.

Order No. 00 258/7



LIST OF IMAGE SOURCES

- Page 1 **Hedgehog** © Denis Nata/shutterstock.com
 2 **Garden Dormouse** © F.JAH; shutterstock.com
 3 **Illustrations** © agilahsalsabila; SlyBrowney/shutterstock.com
 5ff. **Bird icon** © SONY/fotolia.com
 9 **Starling** © pixabay.com
 13 **Wren** © A. Speen
 14 **Treecreeper** © Kathy Büscher/pixabay.com
 15 **Dormouse** © Coulanges/shutterstock.com
Hazel Dormouse © Angyalosi Beata/shutterstock.com
 16 **Stork** © Martin Mohrlök
 18 **Tawny Owl** © fotogenix, © fotoparus, © drhfoto/fotolia.com
 21 **Dipper** © Hans Rube
Kingfisher © steve j evans/shutterstock.com
 24 **Soprano Pipetrelle Bats** © Hans Schwarting
 25 **Noctule and Lesser Noctule** © Hans Schwarting
 29 **Window sticker** © Komar
 31 **Hedgehog** © Eric Isselée/fotolia.com
 33 **Peregrine Falcon** © Salih Külçü
 34 **Kestrel** © schaeff/fotolia.com; **Jackdaw** © Eric Isselée/fotolia.com
 35 **Kestrel in No. 28** © NABU Frankfurt; **Tawny Owl brood** © Dietmar Sängner
 49 **Bats in 1GS** © Carsten Kallasch
 57 **Bat icon** © Aleksandra Glustsenko, fotolia.com
 63 **Wild bees on Nesting Wall** © Adi Zobl;
Wild Bees on Reed Insect Nest, Nesting Block, Wooden Insect Nest
 © Anne Haas
 66 **Ants** © Africa Studio/shutterstock.com
 67 **House Martins** © Bachkova Natalia/shutterstock.com
 72 **Blue Tit and Sparrow** © JGade/shutterstock.com
 76 **Feed Stations for Suet Balls** © pfiffikus.de
 77 **Blue Tits** © David Tipling
 84 **Natterer's Bats** © Bernd Bauer; **Wild Bees** © Adi Zobl;
Starling © Klaus Kleinfeller; **Hedgehog** © Anne Haas

For further information please visit:
www.schwegler-nature.com



Schwegler Vogel- u. Naturschutzprodukte GmbH

Heinkelstraße 35

DE - 73614 Schorndorf

Phone +49 71 81-9 77 45 0

Telefax +49 71 81-9 77 45 49

E-Mail: info@schwegler-nature.com

Onlineshop: www.schweglershop.com

Website: www.schwegler-nature.com